

COMANCHE INDEPENDENT SCHOOL DISTRICT

*ANNUAL FINANCIAL AND COMPLIANCE REPORT*

*FOR THE YEAR ENDED AUGUST 31, 2022*

This page left intentionally blank.

**COMANCHE INDEPENDENT SCHOOL DISTRICT**  
**ANNUAL FINANCIAL AND COMPLIANCE REPORT**  
**FOR THE YEAR ENDED AUGUST 31, 2022**

TABLE OF CONTENTS

	<u>Page</u>	<u>Exhibit</u>
Certificate of Board .....	1	
Independent Auditor's Report .....	2	
Management's Discussion and Analysis .....	4	
 <u>Basic Financial Statements:</u>		
Government-Wide Financial Statements:		
Statement of Net Position .....	10	A-1
Statement of Activities .....	11	B-1
Governmental Fund Financial Statements:		
Balance Sheet-Governmental Funds .....	12	C-1
Reconciliation of the Governmental Funds Balance Sheet to the Statement of Net Position .....	13	C-2
Statement of Revenues, Expenditures, and Changes in Fund Balance-Governmental Funds .....	14	C-3
Reconciliation of the Governmental Funds Statement of Revenues, Expenditures, and Changes in Fund Balances to the Statement of Activities .....	15	C-4
Proprietary Fund Financial Statements:		
Statement of Net Position - Proprietary Funds .....	16	D-1
Statement of Revenues, Expenses, and Changes in Fund Net Position- Proprietary Funds .....	17	D-2
Statement of Cash Flows-Proprietary Funds .....	18	D-3
Fiduciary Fund Financial Statements:		
Statement of Fiduciary Net Position-Fiduciary Funds .....	19	E-1
Statement of Changes in Fiduciary Fund Net Position - Fiduciary Funds .....	20	E-2
Notes to the Financial Statements .....	21	
 <u>Required Supplementary Information:</u>		
Budgetary Comparison Schedule-General Fund .....	45	G-1
Schedule of District's Proportionate Share of the Net Pension Liability (TRS) .....	46	G-2
Schedule of District Pension Contributions to TRS .....	47	G-3
Schedule of District's Proportionate Share of the Net OPEB Liability (TRS) .....	48	G-4
Schedule of District OPEB Contributions to TRS .....	49	G-5
Notes to Required Supplementary Information .....	50	
 <u>Combining Schedules:</u>		
Combining Balance Sheet-Nonmajor Governmental Funds .....	52	H-1
Combining Statement of Revenues, Expenditures, and Changes in Fund Balances-Nonmajor Governmental Funds .....	56	H-2
 <u>Required TEA Schedules:</u>		
Schedule of Delinquent Taxes Receivable .....	61	J-1
Budgetary Comparison Schedule-Child Nutrition Program .....	63	J-2
Budgetary Comparison Schedule - Debt Service Fund .....	64	J-3
Use of Funds Report - Select State Allotment Programs .....	65	J-4
 <u>Overall Compliance and Internal Controls Section:</u>		
Independent Auditor's Report on Internal Control Over Financial Reporting and on Compliance and Other Matters Based on an Audit of Financial Statements Performed in Accordance with <i>Government Auditing Standards</i> .....	67	
Summary Schedule of Prior Audit Findings .....	68	
Schedule of Findings and Questioned Costs .....	69	
Corrective Action Plan .....	70	
 <u>Federal Awards Section:</u>		
Independent Auditor's Report on Compliance for Each Major Program and on Internal Control Over Compliance Required by the Uniform Guidance .....	72	
Schedule of Expenditures of Federal Awards .....	74	K-1
Notes to the Schedule of Expenditures of Federal Awards .....	75	

This page left intentionally blank.

CERTIFICATE OF BOARD

Comanche Independent School District  
Name of School District


Comanche  
County

047-901  
Co.-Dist. Number

We, the undersigned, certify that the attached auditor's reports of the above named school district were reviewed and /approved  
- \_\_\_disapproved for the year ended August 31, 2022, at a meeting of the board of school trustees of such school district on the  
16th day of January, 2023.



Signature of Board Secretary



Signature of Board President

If the auditor's reports were checked above as disapproved, the reason(s) therefore is/are (attach list if necessary):

This page left intentionally blank.

## INDEPENDENT AUDITOR'S REPORT

Board of Trustees  
Comanche Independent School District  
200 East Highland  
Comanche, Texas 76442

### Report on the Audit of the Financial Statements

#### *Opinions*

I have audited the accompanying financial statements of the governmental activities, each major fund, and the aggregate remaining fund information for Comanche Independent School District (the "District") as of and for the year ended August 31, 2022, and the related notes to the financial statements, which collectively comprise the District's basic financial statements as listed in the table of contents.

In my opinion, the financial statements referred to above present fairly, in all material respects, the respective financial position of the governmental activities, each major fund, and the aggregate remaining fund information of the District as of August 31, 2022, and the respective changes in financial position and, where applicable, cash flows thereof for the year then ended in accordance with account principles generally accepted in the United States of America.

#### *Basis for Opinions*

I conducted my audit in accordance with auditing standards generally accepted in the United States of America and the standards applicable to financial audits contained in *Government Auditing Standards*, issued by the Comptroller General of the United States. My responsibilities under those standards are further described in the Auditor's Responsibilities for the Audit of Financial Statements section of my report. I am required to be independent of the District and to meet my other ethical responsibilities, in accordance with the relevant ethical requirements related to my audit. I believe that the audit evidence I have obtained is sufficient and appropriate to provide a basis for my audit opinion.

#### *Change in Accounting Principle*

As described in Note I.E.3. to the financial statements, the District adopted new accounting pronouncement, GASB Statement No. 87, *Leases* during the year. My opinion is not modified with respect to this matter.

#### *Responsibility of Management for the Financial Statements*

The District's management is responsible for the preparation and fair presentation of these financial statements in accordance with accounting principles generally accepted in the United States of America, and for the design, implementation, and maintenance of internal control relevant to the preparation and fair presentation of financial statements that are free from material misstatement, whether due to fraud or error.

In preparing the financial statements, management is required to evaluate whether there are conditions or events, considered in the aggregate, that raise substantial doubt about the District's ability to continue as a going concern for twelve months beyond the financial statement due date, including any currently known information that may raise substantial doubt shortly thereafter.

#### *Auditor's Responsibilities for the Audit of the Financial Statements*

My objectives are to obtain reasonable assurance about whether the financial statements as a whole are free from material misstatement, whether due to fraud or error, and to issue an auditor's report that includes my opinions. Reasonable assurance is a high level of assurance but is not absolute assurance and therefore is not a guarantee that an audit with conducted in accordance with generally accepted auditing standards and *Government Auditing Standards* will always detect a material misstatement when it exists. The risk of not detecting a material misstatement resulting from fraud is higher than for one resulting from error, as fraud may involve collusion, forgery, intentional omissions, misrepresentations, or the override of internal control. Misstatements are considered material if there is a substantial likelihood that, individually or in the aggregate, they would influence the judgment made by a reasonable user based on the financial statements.

In performing an audit in accordance with generally accepted auditing standards and *Government Auditing Standards*, I:

- Exercise professional judgment and maintain professional skepticism throughout the audit.

- Identify and assess the risks of material misstatement of the financial statements, whether due to fraud or error and design and perform audit procedures responsive to those risks. Such procedures include examining, on a test basis, evidence regarding the amounts and disclosures in the financial statements.
- Obtain an understanding of internal control relevant to the audit in order to design audit procedures that are appropriate in the circumstances, but not for the purpose of expressing an opinion on the effectiveness of the District's internal control. Accordingly, no such opinion is expressed.
- Evaluate the appropriateness of accounting policies used and the reasonableness of significant accounting estimates made by management, as well as evaluate the overall presentation of the financial statements.
- Conclude whether, in my judgment, there are conditions or events, considered in the aggregate, that raise substantial doubt about the District's ability to continue as a going concern for a reasonable period of time.

I am required to communicate with those charged with governance regarding, among other matters, the planned scope and timing of the audit, significant audit findings, and certain internal control-related matters that I identify during the audit.

***Required Supplementary Information***


Accounting principles generally accepted in the United States of America require that the management's discussion and analysis and required supplementary information, as listed in the table of contents, be presented to supplement the basic financial statements. Such information, although not a part of the basic financial statements, is required by the Governmental Accounting Standards Board, who considers it to be an essential part of financial reporting for placing the basic financial statements in an appropriate operational, economic, or historical context. I have applied certain limited procedure to the required supplementary information in accordance with auditing standards generally accepted in the United States of America, which consisted of inquiries of management about the methods of preparing the information and comparing the information for consistency with management's responses to my inquiries, the basic financial statements, and other knowledge I obtained during my audit of the basic financial statements. I do not express an opinion or provide any assurance on the information because the limited procedures do not provide me with sufficient evidence to express an opinion or provide any assurance.

***Supplementary Information***

My audit was made for the purpose of forming an opinion on the financial statements that collectively comprise the District's basic financial statements. The combining statements, the required TEA schedules and the schedule of expenditures of federal awards, as required by Title I U.S. *Code of Federal Regulations* Part 200, *Uniform Administrative Requirements, Cost Principles, and Audit Requirements for Federal Awards* (Uniform Guidance) listed in the table of contents are presented for purposes of additional analysis and are not a required part of the basic financial statements. Such information is the responsibility of management and was derived from and relate directly to the underlying accounting and other records used to prepare the basic financial statements. The information has been subjected to the auditing procedures applied in the audit of the basic financial statements and certain additional procedures, including comparing and reconciling such information directly to the underlying accounting and other records used to prepare the basic financial statements or to the basic financial statements themselves, and other additional procedures in accordance with auditing standards generally accepted in the United States of America. In my opinion, the combining statements, the required TEA schedules and the schedule of expenditures of federal awards listed in the table of contents are fairly stated, in all material respects, in relation to the basic financial statements as a whole.

***Other Reporting Required by Government Auditing Standards***

In accordance with *Government Auditing Standards*, I have also issued my report dated January 16, 2023, on my consideration of the District's internal control over financial reporting and on my tests of its compliance with certain provisions of laws, regulations, contracts and grant agreements and other matters. The purpose of that report is solely to describe the scope of my testing of internal control over financial reporting and compliance and the results of that testing, and not to provide an opinion on the effectiveness of internal control over financial reporting or on compliance. That report is an integral part of an audit performed in accordance with *Government Auditing Standards* in considering the District's internal control over financial reporting and compliance.



Cameron L. Gulle  
 Certified Public Accountant  
 Eastland, Texas

January 16, 2023





200 East Highland  
Comanche, TX 76442  
(325) 356-2727 • (325) 356-2312 Fax  
[www.comancheisd.net](http://www.comancheisd.net)

## MANAGEMENT'S DISCUSSION AND ANALYSIS

In this section of the Annual Financial and Compliance Report, we, the managers of Comanche Independent School District, discuss and analyze the District's financial performance for the fiscal year ended August 31, 2022. Please read it in conjunction with the independent auditor's report on page 2 and the District's Basic Financial Statements which begin on page 10.

### USING THIS ANNUAL REPORT

This annual report consists of a series of financial statements. The government-wide financial statements include the Statement of Net Position and the Statement of Activities (on pages 10 - 11). These provide information about the activities of the District as a whole and present a longer-term view of the District's property and debt obligations and other financial matters. They reflect the flow of total economic resources in a manner similar to the financial reports of a business enterprise.

Fund financial statements (starting on page 12) report the District's operations in more detail than the government-wide statements by providing information about the District's most significant funds. For governmental activities, these statements tell how services were financed in the short term as well as what resources remain for future spending. They reflect the flow of current financial resources and supply the basis for tax levies and the appropriations budget. For proprietary activities, fund financial statements tell how goods or services of the District were sold to departments within the District or to external customers and how the sales revenues covered the expenses of the goods or services. The remaining statements, fiduciary statements, provide financial information about activities for which the District acts solely as a trustee or agent for the benefit of those outside of the District.

The notes to the financial statements (starting on page 21) provide narrative explanations or additional data needed for full disclosure in the government-wide statements or the fund financial statements.

The combining statements for nonmajor funds contain even more information about the District's individual funds. These are not required by TEA. The sections labeled TEA Required Schedules and Federal Awards Section contain data used by monitoring or regulatory agencies for assurance that the District is using funds supplied in compliance with the terms of grants.

### Reporting the District as a Whole

#### *The Statement of Net Position and the Statement of Activities*

The analysis of the District's overall financial condition and operations begins on page 5. Its primary purpose is to show whether the District is better off or worse off as a result of the year's activities. The Statement of Net Position includes all the District's assets and liabilities at the end of the year while the Statement of Activities includes all the revenues and expenses generated by the District's operations during the year. These apply the accrual basis of accounting which is the basis used by private sector companies.

All of the current year's revenues and expenses are taken into account regardless of when cash is received or paid. The District's revenues are divided into those provided by outside parties who share the costs of some programs, such as grants provided by the U.S. Department of Education to assist children with disabilities or from disadvantaged backgrounds (program revenues), and revenues provided by the taxpayers or by TEA in equalization funding processes (general revenues). All the District's assets are reported whether they serve the current year or future years. Liabilities are considered regardless of whether they must be paid in the current or future years.

These two statements report the District's net position and changes in them. The District's net position (the difference between assets and liabilities) provide one measure of the District's financial health, or financial position. Over time, increases or decreases in the District's net position are one indicator of whether its financial health is improving or deteriorating. To fully assess the overall health of the District, however, you should consider nonfinancial factors as well, such as changes in the District's average daily attendance or its property tax base and the condition of the District's facilities. In the Statement of Net Position and the Statement of Activities, we divide the District into one activity:

Governmental activities - All of the District's basic services are reported here, including the instruction, counseling, co-curricular activities, transportation, maintenance, community services, and general administration. Property taxes, tuition, fees, and state and federal grants finance most of these services.

## **Reporting the District's Most Significant Funds**

### ***Fund Financial Statements***

The fund financial statements begin on page 12 and provide detailed information about the most significant funds - not the District as a whole. Laws and contracts require the District to establish some funds, such as grants received under the No Child Left Behind Act from the U.S. Department of Education. The District's administration establishes many other funds to help it control and manage money for particular purposes (like campus activities). The District's fund types - governmental and proprietary - use the following accounting approaches.

Governmental funds - All of the District's basic services are reported in governmental funds. These use the modified accrual accounting (a method that measures the receipt and disbursement of cash and all other financial assets that can be readily converted to cash) and report balances that are available for future spending. The governmental fund statements provide a detailed short-term view of the District's general operations and the basic services it provides. We describe the differences between governmental activities (reported in the Statement of Net Position and the Statement of Activities) and governmental funds in reconciliation schedules following each of the fund financial statements.

Proprietary funds - The District reports activities for which it charges users (whether outside customers or other units of the District) in proprietary funds using the same accounting methods employed in the Statement of Net Position and the Statement of Activities. The District's enterprise fund (one category of proprietary funds) is the business-type activity reported in the fund statements but containing more detail and additional information, such as cash flows.

## **The District as Trustee**

### ***Reporting the District's Fiduciary Responsibilities***

The District is the trustee, or fiduciary, for money raised by student activities. All of the District's fiduciary activities are reported in separate Statements of Fiduciary Net Position and Changes in Fiduciary Net Position on pages 19 and 20. We exclude these resources from the District's other financial statements because the District cannot use these assets to finance its operations. The District is only responsible for ensuring that the assets reported in these funds are used for their intended purposes.

## **GOVERNMENT-WIDE FINANCIAL ANALYSIS**

The following analyses of comparative balances and changes therein is inclusive of the current year's and prior year's operations. Our analysis focuses on the net position (Table I) and changes in net position (Table II) of the District's governmental and business-type activities.

Total net position of the District's governmental activities increased from \$26,558,025 to \$29,469,845. Unrestricted net position - the part of net position that can be used to finance day-to-day operations without constraints established by debt covenants, enabling legislation, or other legal requirements - increased from \$4,464,241 to \$5,350,713. Current and other assets increased by \$863 thousand due primarily to cash. Capital assets increased by \$975 thousand due to asset additions in excess of depreciation expense. Long-term liabilities decreased by \$2.7 million due to the effects of net pension (NPL) and other post-employment benefit (OPEB) liabilities and by principal retired on outstanding debt. Other liabilities increased by \$97 thousand due to ending accrued payroll liabilities. Deferred resource outflows related to NPL, OPEB liabilities and charges for bond refunding decreased by \$326 thousand and deferred resource inflows related to NPL and OPEB liabilities increased by \$1.2 million.

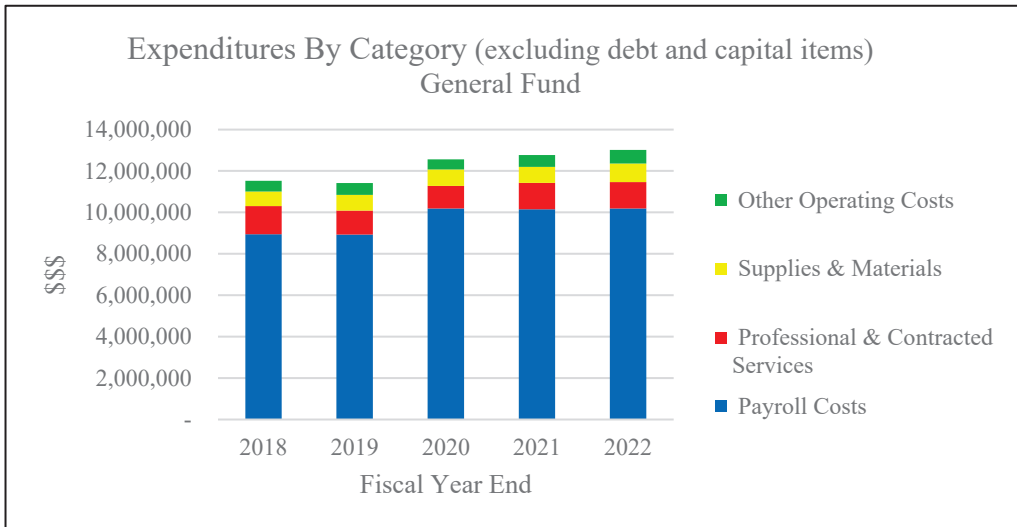
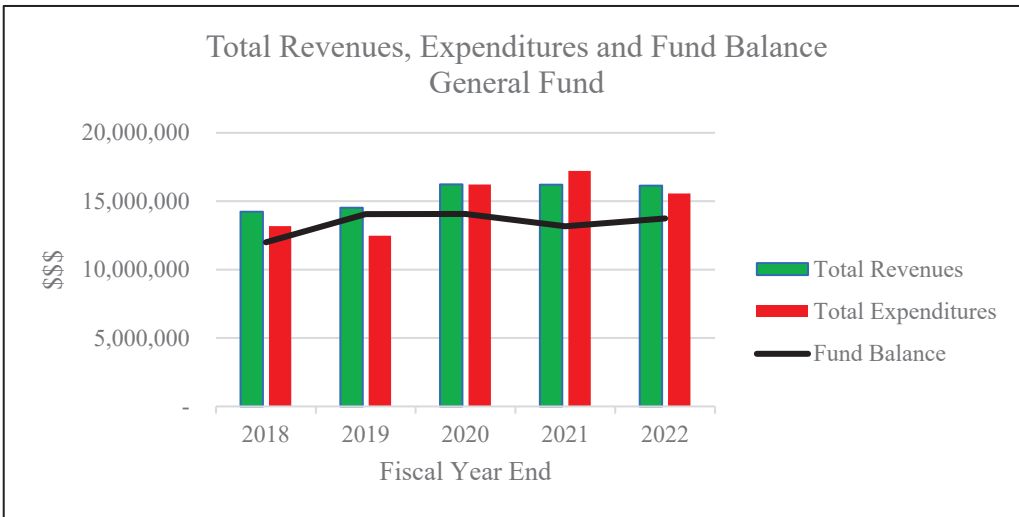
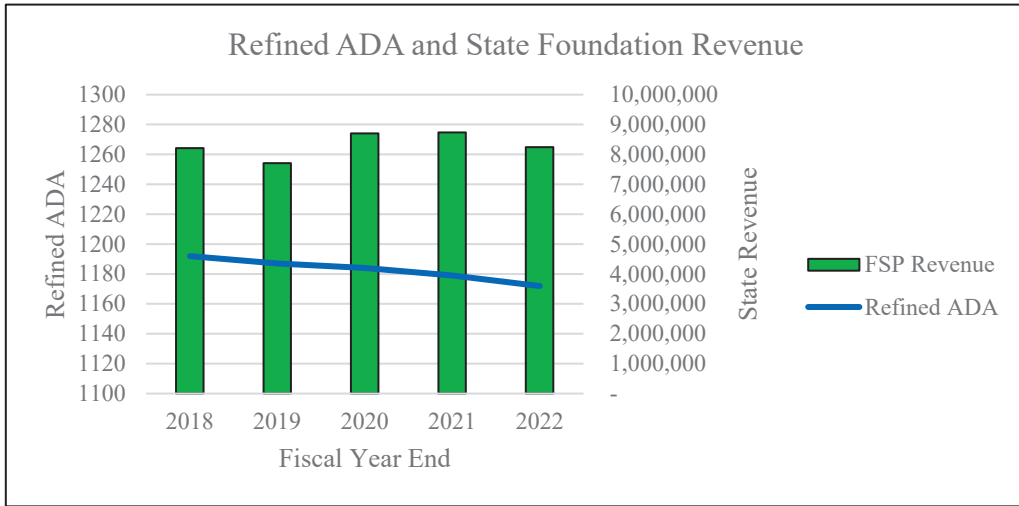
The District's total revenues were \$349 thousand more than last year. Other revenues decreased by \$169 due to tax limitation fees and investment income. Operating grants and contributions increased \$782 thousand due to USDA, Elementary and Secondary Schools Emergency Revenue (ESSER), and NPL and OPEB revenues. Property tax revenues increased by \$63 thousand due to valuation increases partially offset by tax rate reductions. State aid-formula grants decreased by \$449 thousand due to foundation school funding.

Overall, total expenses were \$129 thousand less than last year. However, the decrease was the result of effects from NPL and OPEB reduced expense accruals. Excluding the effects of NPL and OPEB expenses, total expenses increased by \$1.8 million for the year. The most significant reasons for the increase in expenses were due to payroll costs totaling \$1 million, supplies for instruction and operation totaling \$633 thousand, other operating expenses totaling \$204 thousand, and a decrease in debt service expenses by \$58 thousand.

Table I Net Position			
	Governmental Activities 2022	Governmental Activities 2021	Variance Increase/ (Decrease)
Current and other assets	\$ 15,736,748	\$ 14,873,929	\$ 862,819
Capital assets	31,441,614	30,466,131	975,483
Deferred resource outflows for TRS	3,105,736	3,431,469	(325,733)
Total assets and deferred resource outflows	50,284,098	48,771,529	1,512,569
Long-term liabilities	14,578,230	17,249,230	(2,671,000)
Other liabilities	917,484	820,624	96,860
Deferred resource inflows for TRS	5,318,539	4,143,650	1,174,889
Total liabilities and deferred resource inflows	20,814,253	22,213,504	(1,399,251)
Net position:			
Net investment in capital assets	23,455,761	21,714,235	1,741,526
Restricted for federal and state programs, capital projects and other	337,807	195,805	142,002
Restricted for debt service	325,564	183,744	141,820
Unrestricted	5,350,713	4,464,241	886,472
Total net position	\$ 29,469,845	\$ 26,558,025	\$ 2,911,820

Table II Changes in Net Position			
	Governmental Activities 2022	Governmental Activities 2021	Variance Favorable/ (Unfavorable)
Revenues:			
Program Revenues:			
Charges for services	\$ 389,259	\$ 266,815	\$ 122,444
Operating grants and contributions	4,361,332	3,579,522	781,810
General Revenues:			
Property taxes	5,973,922	5,911,124	62,798
State aid - formula grants	9,266,558	9,715,529	(448,971)
Other	265,791	435,033	(169,242)
Total Revenues	20,256,862	19,908,023	348,839
Expenses:			
Instruction, curriculum and media services	9,560,654	10,016,256	455,602
Instructional and school leadership	968,488	768,657	(199,831)
Student support services	1,152,835	1,154,632	1,797
Child nutrition	1,142,756	1,041,776	(100,980)
Extracurricular activities	984,383	855,191	(129,192)
General administration	608,322	530,984	(77,338)
Plant maintenance, security & data processing	2,276,603	2,094,013	(182,590)
Debt service	247,278	305,275	57,997
Payments related to shared service arrangement	227,881	257,612	29,731
Other intergovernmental charges	173,892	189,341	15,449
Total Expenses	17,343,092	17,213,737	(129,355)
Increase (Decrease) in Net Position	2,913,770	2,694,286	219,484
Net Position - beginning of year	26,558,025	23,713,768	2,844,257
Prior period adjustment	(1,950)	149,971	(151,921)
Net Position - end of year	\$ 29,469,845	\$ 26,558,025	\$ 2,911,820

The following charts depict trend information for the past five years.



## THE DISTRICT'S FUNDS

As the District completed the year, its governmental funds (as presented in the balance sheet on page 12) reported a combined fund balance of \$14,483,398, an increase of \$906,900 in the District's Governmental Funds from last year's fund balance of \$13,576,498 (net of beginning balance adjustments). The primary reasons for the net increase are similar to the narrative related to the tables above. The major exceptions are depreciation expense which is not charged to the governmental funds and the net effect relative to GASB 68 and 75 whose impacts are only at the government-wide level financial statements. The specific variances in the changes in fund balance versus the change in net position are detailed out on Exhibit C-4 on the accompanying general purpose financial statements.

The Board of Trustees revised the District's budget several times during the year. The most significant budget amendments were for increased state aid foundation revenues and local property tax revenues, increase in extracurricular activities for payroll and supplies, reductions in instruction, facilities maintenance and operations and facilities acquisitions for payroll and operational and construction costs.

The District's General Fund balance of \$13,738,690 reported on pages 14 and 45 differs from the General Fund's budgetary fund balance of \$13,164,392 reported in the budgetary comparison schedule on page 45 due to state revenues being more than budgeted and total expenditures (primarily debt service and facilities acquisition and construction) being less than budgeted.

## CAPITAL ASSET AND DEBT ADMINISTRATION

### *Capital Assets*

At the end of fiscal year 2022, the District had \$52,492,736 invested in a broad range of capital assets including facilities and equipment for instruction, transportation, athletics, administration, and maintenance. Following were additions for the year:

Building improvements (domed special events center)	\$	687,508
Vehicles (Bluebird bus and two used pickups)		160,825
Special events center furniture and equipment		486,247
Athletic complex lighting improvements		453,200
Weight room equipment		144,548
Cafeteria equipment		75,050
Various other equipment and additions		220,524
Total Asset Additions	\$	<u>2,227,902</u>

### *Debt*

At year-end, the District had five outstanding long-term liabilities in the form of general obligation bonds and tax maintenance notes obtained in order to finance construction and rehabilitation of school facilities. Outstanding debt compared to last year is as follows:

	2022	2021
Bonds payable	\$ 6,635,000	\$ 7,115,000
Tax maintenance notes payable	1,046,000	1,297,000
Total Long-Term Debt	<u>\$ 7,681,000</u>	<u>\$ 8,412,000</u>

## ECONOMIC FACTORS AND NEXT YEAR'S BUDGETS AND RATES

The District should continue to maintain its financial health. A budget adopted for 2022-23 reflected tax rates at \$0.9429 for maintenance and operations and \$0.1208 for debt service. General fund revenues were budgeted at \$15.2 million and expenditures were budgeted at \$15.1 million for a budget surplus of \$80 thousand. Therefore, the District expects that its general fund balance will be approximately \$13.8 million at August 31, 2023.

## CONTACTING THE DISTRICT'S FINANCIAL MANAGEMENT

This financial report is designed to provide our citizens, taxpayers, customers, and investors and creditors a general overview of the District's finances and to show the District's accountability for the money it receives. If you have any questions about this report or need additional financial information, contact the District's business office at: Comanche Independent School District, 200 East Highland, Comanche, Texas 76442.

This page left intentionally blank.

*BASIC FINANCIAL STATEMENTS*

This page left intentionally blank.



COMANCHE INDEPENDENT SCHOOL DISTRICT  
STATEMENT OF NET POSITION  
AUGUST 31, 2022

EXHIBIT A-1

Data Control Codes	Primary Government Governmental Activities
<b>ASSETS</b>	
1110 Cash and Cash Equivalents	\$ 14,368,644
1220 Property Taxes - Delinquent	378,476
1230 Allowance for Uncollectible Taxes	(214,447)
1240 Due from Other Governments	1,204,075
Capital Assets:	
1510 Land	355,616
1520 Buildings, Net	28,410,540
1530 Furniture and Equipment, Net	1,611,279
1590 Infrastructure, Net	1,064,179
1000 Total Assets	47,178,362
<b>DEFERRED OUTFLOWS OF RESOURCES</b>	
1701 Deferred Charge for Refunding	555,880
1705 Deferred Outflow Related to TRS Pension	1,211,474
1706 Deferred Outflow Related to TRS OPEB	1,338,382
1700 Total Deferred Outflows of Resources	3,105,736
<b>LIABILITIES</b>	
2110 Accounts Payable	63,078
2140 Interest Payable	21,766
2160 Accrued Wages Payable	786,279
2200 Accrued Expenses	29,439
2300 Unearned Revenue	16,922
Noncurrent Liabilities:	
2501 Due Within One Year: Loans, Note, Leases, etc.	748,000
Due in More than One Year:	
2502 Bonds, Notes, Loans, Leases, etc.	7,793,733
2540 Net Pension Liability (District's Share)	1,711,537
2545 Net OPEB Liability (District's Share)	4,324,960
2000 Total Liabilities	15,495,714
<b>DEFERRED INFLOWS OF RESOURCES</b>	
2605 Deferred Inflow Related to TRS Pension	1,942,078
2606 Deferred Inflow Related to TRS OPEB	3,376,461
2600 Total Deferred Inflows of Resources	5,318,539
<b>NET POSITION</b>	
3200 Net Investment in Capital Assets and Right-to-Use Lease Assets	23,455,761
Restricted:	
3820 Restricted for Federal and State Programs	337,807
3850 Restricted for Debt Service	325,564
3900 Unrestricted	5,350,713
3000 Total Net Position	\$ 29,469,845

The notes to the financial statements are an integral part of this statement.

COMANCHE INDEPENDENT SCHOOL DISTRICT  
STATEMENT OF ACTIVITIES  
FOR THE YEAR ENDED AUGUST 31, 2022

Net (Expense)  
Revenue and  
Changes in Net  
Position

Data	Program Revenues				
Control	1	3	4	6	
Codes	Expenses	Charges for Services	Operating Grants and Contributions	Primary Gov. Governmental Activities	
<b>Primary Government:</b>					
GOVERNMENTAL ACTIVITIES:					
11	Instruction	\$ 9,436,623	\$ 30,450	\$ 2,517,761	\$ (6,888,412)
12	Instructional Resources and Media Services	52,486	-	1,377	(51,109)
13	Curriculum and Instructional Staff Development	71,545	-	50,852	(20,693)
21	Instructional Leadership	189,191	-	179,446	(9,745)
23	School Leadership	779,297	-	177,282	(602,015)
31	Guidance, Counseling, and Evaluation Services	387,183	-	39,546	(347,637)
32	Social Work Services	51,631	-	55,889	4,258
33	Health Services	118,132	-	9,526	(108,606)
34	Student (Pupil) Transportation	595,889	-	3,910	(591,979)
35	Food Services	1,142,756	123,949	1,161,674	142,867
36	Extracurricular Activities	984,383	234,760	94,295	(655,328)
41	General Administration	608,322	-	6,704	(601,618)
51	Facilities Maintenance and Operations	1,648,462	100	41,955	(1,606,407)
52	Security and Monitoring Services	119,698	-	12,326	(107,372)
53	Data Processing Services	508,443	-	8,789	(499,654)
72	Debt Service - Interest on Long-Term Debt	180,765	-	-	(180,765)
73	Debt Service - Bond Issuance Cost and Fees	66,513	-	-	(66,513)
93	Payments Related to Shared Services Arrangements	227,881	-	-	(227,881)
99	Other Intergovernmental Charges	173,892	-	-	(173,892)
	[TP] TOTAL PRIMARY GOVERNMENT:	<u>\$ 17,343,092</u>	<u>\$ 389,259</u>	<u>\$ 4,361,332</u>	<u>(12,592,501)</u>
Data					
Control	General Revenues:				
Codes	Taxes:				
MT	Property Taxes, Levied for General Purposes				5,113,290
DT	Property Taxes, Levied for Debt Service				860,632
SF	State Aid - Formula Grants				9,266,558
IE	Investment Earnings				94,477
MI	Miscellaneous Local and Intermediate Revenue				171,314
TR	Total General Revenues				<u>15,506,271</u>
CN	Change in Net Position				2,913,770
NB	Net Position - Beginning				26,558,025
PA	Prior Period Adjustment				(1,950)
NE	Net Position - Ending				<u>\$ 29,469,845</u>

The notes to the financial statements are an integral part of this statement.

COMANCHE INDEPENDENT SCHOOL DISTRICT  
BALANCE SHEET  
GOVERNMENTAL FUNDS  
AUGUST 31, 2022

Data Control Codes	10 General Fund	Other Funds	Total Governmental Funds
<b>ASSETS</b>			
1110 Cash and Cash Equivalents	\$ 13,444,912	\$ 722,586	\$ 14,167,498
1220 Property Taxes - Delinquent	337,557	40,919	378,476
1230 Allowance for Uncollectible Taxes	(193,747)	(20,700)	(214,447)
1240 Due from Other Governments	790,762	413,313	1,204,075
1260 Due from Other Funds	171,408	-	171,408
1000 Total Assets	<u>\$ 14,550,892</u>	<u>\$ 1,156,118</u>	<u>\$ 15,707,010</u>
<b>LIABILITIES</b>			
2110 Accounts Payable	\$ 50,126	\$ 5,409	\$ 55,535
2160 Accrued Wages Payable	605,619	180,660	786,279
2170 Due to Other Funds	-	171,408	171,408
2200 Accrued Expenditures	12,647	16,792	29,439
2300 Unearned Revenue	-	16,922	16,922
2000 Total Liabilities	<u>668,392</u>	<u>391,191</u>	<u>1,059,583</u>
<b>DEFERRED INFLOWS OF RESOURCES</b>			
2601 Unavailable Revenue - Property Taxes	143,810	20,219	164,029
2600 Total Deferred Inflows of Resources	<u>143,810</u>	<u>20,219</u>	<u>164,029</u>
<b>FUND BALANCES</b>			
Restricted Fund Balance:			
3450 Federal or State Funds Grant Restriction	-	337,807	337,807
3480 Retirement of Long-Term Debt	-	305,345	305,345
Committed Fund Balance:			
3510 Construction	8,000,000	-	8,000,000
3530 Capital Expenditures for Equipment	500,000	-	500,000
Assigned Fund Balance:			
3590 Other Assigned Fund Balance	-	101,556	101,556
3600 Unassigned Fund Balance	5,238,690	-	5,238,690
3000 Total Fund Balances	<u>13,738,690</u>	<u>744,708</u>	<u>14,483,398</u>
4000 Total Liabilities, Deferred Inflows & Fund Balances	<u>\$ 14,550,892</u>	<u>\$ 1,156,118</u>	<u>\$ 15,707,010</u>

The notes to the financial statements are an integral part of this statement.

COMANCHE INDEPENDENT SCHOOL DISTRICT  
RECONCILIATION OF THE GOVERNMENTAL FUNDS BALANCE SHEET TO THE  
STATEMENT OF NET POSITION  
AUGUST 31, 2022

EXHIBIT C-2

<b>Total Fund Balances - Governmental Funds</b>	\$	14,483,398
1 The District uses internal service funds to charge the costs of certain activities, such as self-insurance and printing, to appropriate functions in other funds. The assets and liabilities of the internal service funds are included in governmental activities in the statement of net position. The net effect of this consolidation is to increase net position.		193,603
2 Capital assets used in governmental activities are not financial resources and therefore are not reported in governmental funds. At the beginning of the year, the cost of these assets was \$50,264,834 and the accumulated depreciation was (\$19,798,403). In addition, long-term liabilities, including bonds payable, are not due and payable in the current period, and, therefore are not reported as liabilities in the funds. The net effect of including the beginning balances for capital assets (net of depreciation) and long-term debt in the governmental activities is to increase net position.		21,714,235
3 Current year capital outlays and long-term debt principal payments are expenditures in the fund financial statements, but they should be shown as increases in capital assets and reductions in long-term debt in the government-wide financial statements. The net effect of including the capital outlays and debt principal payments is to increase net position.		2,958,902
4 Included in the items related to debt is the recognition of the District's proportionate share of the net pension liability required by GASB 68. The net position related to TRS included a deferred resource outflow in the amount of \$1,211,474, a deferred resource inflow in the amount of \$1,942,078, and a net pension liability in the amount of \$1,711,537. This resulted in a decrease in net position.		(2,442,141)
5 Included in the items related to debt is the recognition of the District's proportionate share of the net OPEB liability required by GASB 75. The net position related to TRS included a deferred resource outflow in the amount of \$1,338,382, a deferred resource inflow in the amount of \$3,376,461, and a net OPEB liability in the amount of \$4,324,960. This resulted in a decrease in net position.		(6,363,039)
6 Depreciation expense increases accumulated depreciation. The net effect of the current year's depreciation is to decrease net position.		(1,252,719)
7 Various other reclassifications and eliminations are necessary to convert from the modified accrual basis of accounting to accrual basis of accounting. These include recognizing unavailable revenue from property taxes as revenue and recognizing the liabilities associated with maturing long-term debt and interest. The net effect of these reclassifications and recognitions is to increase net position.		177,606
<b>19 Net Position of Governmental Activities</b>	<b>\$</b>	<b>29,469,845</b>

The notes to the financial statements are an integral part of this statement.

COMANCHE INDEPENDENT SCHOOL DISTRICT  
STATEMENT OF REVENUES, EXPENDITURES, AND CHANGES IN FUND BALANCES  
GOVERNMENTAL FUNDS  
FOR THE YEAR ENDED AUGUST 31, 2022

Data Control Codes	10 General Fund	Other Funds	Total Governmental Funds
<b>REVENUES:</b>			
5700 Total Local and Intermediate Sources	\$ 5,720,380	\$ 1,183,848	\$ 6,904,228
5800 State Program Revenues	9,939,273	130,723	10,069,996
5900 Federal Program Revenues	476,767	3,794,976	4,271,743
5020 Total Revenues	<u>16,136,420</u>	<u>5,109,547</u>	<u>21,245,967</u>
<b>EXPENDITURES:</b>			
Current:			
0011 Instruction	7,488,196	2,221,548	9,709,744
0012 Instructional Resources and Media Services	51,494	2,258	53,752
0013 Curriculum and Instructional Staff Development	20,770	50,864	71,634
0021 Instructional Leadership	11,537	179,513	191,050
0023 School Leadership	618,300	188,109	806,409
0031 Guidance, Counseling, and Evaluation Services	357,055	46,491	403,546
0032 Social Work Services	-	55,889	55,889
0033 Health Services	110,891	11,590	122,481
0034 Student (Pupil) Transportation	666,929	10,835	677,764
0035 Food Services	28,495	1,152,411	1,180,906
0036 Extracurricular Activities	899,152	140,361	1,039,513
0041 General Administration	600,816	13,512	614,328
0051 Facilities Maintenance and Operations	1,581,619	57,292	1,638,911
0052 Security and Monitoring Services	100,522	12,326	112,848
0053 Data Processing Services	491,985	14,387	506,372
Debt Service:			
0071 Principal on Long-Term Liabilities	251,000	480,000	731,000
0072 Interest on Long-Term Liabilities	24,913	256,414	281,327
0073 Bond Issuance Cost and Fees	-	2,933	2,933
Capital Outlay:			
0081 Facilities Acquisition and Construction	1,739,677	-	1,739,677
Intergovernmental:			
0093 Payments to Fiscal Agent/Member Districts of SSA	227,881	-	227,881
0099 Other Intergovernmental Charges	173,892	-	173,892
6030 Total Expenditures	<u>15,445,124</u>	<u>4,896,733</u>	<u>20,341,857</u>
1100 Excess (Deficiency) of Revenues Over (Under) Expenditures	<u>691,296</u>	<u>212,814</u>	<u>904,110</u>
<b>OTHER FINANCING SOURCES (USES):</b>			
7912 Sale of Real and Personal Property	2,790	-	2,790
7915 Transfers In	-	119,788	119,788
8911 Transfers Out (Use)	(119,788)	-	(119,788)
7080 Total Other Financing Sources (Uses)	<u>(116,998)</u>	<u>119,788</u>	<u>2,790</u>
1200 Net Change in Fund Balances	574,298	332,602	906,900
0100 Fund Balance - September 1 (Beginning)	13,164,392	414,056	13,578,448
1300 Increase (Decrease) in Fund Balance	-	(1,950)	(1,950)
3000 Fund Balance - August 31 (Ending)	<u>\$ 13,738,690</u>	<u>\$ 744,708</u>	<u>\$ 14,483,398</u>

The notes to the financial statements are an integral part of this statement.

COMANCHE INDEPENDENT SCHOOL DISTRICT  
RECONCILIATION OF THE GOVERNMENTAL FUNDS STATEMENT OF REVENUES, EXPENDITURES,  
AND CHANGES IN FUND BALANCES TO THE STATEMENT OF ACTIVITIES  
FOR THE YEAR ENDED AUGUST 31, 2022

EXHIBIT C-4

<b>Total Net Change in Fund Balances - Governmental Funds</b>	\$	906,900
<p>The District uses internal service funds to charge the costs of certain activities, such as self-insurance and printing, to appropriate functions in other funds. The net income (loss) of internal service funds are reported with governmental activities. The net effect of this consolidation is to increase net position.</p>		
		2,093
<p>Current year capital outlays and long-term debt principal payments are expenditures in the fund financial statements, but they should be shown as increases in capital assets and reductions in long-term debt in the government-wide financial statements. The net effect of removing the capital outlays and debt principal payments is to increase net position.</p>		
		2,958,902
<p>Depreciation is not recognized as an expense in governmental funds since it does not require the use of current financial resources. The net effect of the current year's depreciation is to decrease net position.</p>		
		(1,252,719)
<p>Various other reclassifications and eliminations are necessary to convert from the modified accrual basis of accounting to accrual basis of accounting. These include recognizing unavailable revenue from property taxes as revenue, adjusting current year revenue to show the revenue earned from the current year's tax levy and recognizing the liabilities associated with maturing long-term debt and interest. The net effect of these reclassifications and recognitions is to decrease net position.</p>		
		(105,441)
<p>GASB 68 required that certain plan expenditures be de-expended and recorded as deferred resource outflows. These contributions made after the measurement date of the plan caused the change in ending net position to increase by \$403,697. Contributions made before the measurement date and during the previous fiscal year were also expended and recorded as a reduction in net pension liability. This caused a decrease in the change in net position totaling \$286,806. Finally, the proportionate share of the TRS pension expense on the plan as a whole had to be recorded. The net pension expense increased the change in net position by \$60,029. The net result was an increase in the change in net position.</p>		
		176,920
<p>GASB 75 required that certain plan expenditures be de-expended and recorded as deferred resource outflows. These contributions made after the measurement date of the plan caused the change in ending net position to increase by \$104,389. Contributions made before the measurement date and during the previous fiscal year were also expended and recorded as a reduction in net OPEB liability. This caused a decrease in the change in net position totaling \$87,591. Finally, the proportionate share of the TRS OPEB expense on the plan as a whole had to be recorded. The net OPEB expense increased the change in net position by \$210,317. The net result was an increase in the change in net position.</p>		
		227,115
<b>Change in Net Position of Governmental Activities</b>	<b>\$</b>	<b>2,913,770</b>

The notes to the financial statements are an integral part of this statement.

COMANCHE INDEPENDENT SCHOOL DISTRICT  
 STATEMENT OF NET POSITION  
 PROPRIETARY FUNDS  
 AUGUST 31, 2022

	Governmental Activities -
	Internal Service Fund
<hr/>	
ASSETS	
Current Assets:	
Cash and Cash Equivalents	\$ 201,146
Total Assets	<u>201,146</u>
LIABILITIES	
Current Liabilities:	
Accounts Payable	7,543
Total Liabilities	<u>7,543</u>
NET POSITION	
Unrestricted Net Position	<u>193,603</u>
Total Net Position	<u><u>\$ 193,603</u></u>

The notes to the financial statements are an integral part of this statement.

COMANCHE INDEPENDENT SCHOOL DISTRICT  
STATEMENT OF REVENUES, EXPENSES, AND CHANGES IN FUND NET POSITION  
PROPRIETARY FUNDS  
FOR THE YEAR ENDED AUGUST 31, 2022

	Governmental Activities -
	Internal Service Fund
OPERATING EXPENSES:	
Other Operating Costs	\$ (968)
Total Operating Expenses	(968)
Operating Income	968
NONOPERATING REVENUES (EXPENSES):	
Earnings from Temporary Deposits & Investments	1,125
Total Nonoperating Revenues (Expenses)	1,125
Change in Net Position	2,093
Total Net Position - September 1 (Beginning)	191,510
Total Net Position - August 31 (Ending)	\$ 193,603

The notes to the financial statements are an integral part of this statement.



COMANCHE INDEPENDENT SCHOOL DISTRICT  
STATEMENT OF CASH FLOWS  
PROPRIETARY FUNDS  
FOR THE YEAR ENDED AUGUST 31, 2022

EXHIBIT D-3

	Governmental Activities -
	Internal Service Fund
<u>Cash Flows from Operating Activities:</u>	
Cash Payments for Other Operating Expenses	\$ (939)
<u>Cash Flows from Investing Activities:</u>	
Interest and Dividends on Investments	1,125
Net Increase in Cash and Cash Equivalents	186
Cash and Cash Equivalents at Beginning of Year	200,960
Cash and Cash Equivalents at End of Year	\$ 201,146
<u>Reconciliation of Operating Income to Net Cash</u>	
<u>Used for Operating Activities:</u>	
Operating Income:	\$ 968
Effect of Increases and Decreases in Current Assets and Liabilities:	
Increase (decrease) in Accounts Payable	(1,907)
Net Cash Used for Operating Activities	\$ (939)
<u>Reconciliation of Total Cash and Cash Equivalents:</u>	
Cash and Cash Equivalents on Balance Sheet	\$ 201,146
Pooled Cash and Cash Equivalents on Balance Sheet	-
Total Cash and Cash Equivalents	\$ 201,146

The notes to the financial statements are an integral part of this statement.

COMANCHE INDEPENDENT SCHOOL DISTRICT  
STATEMENT OF FIDUCIARY NET POSITION  
FIDUCIARY FUNDS  
AUGUST 31, 2022

EXHIBIT E-1

	Private Purpose Trust Fund	Custodial Fund
<hr/>		
ASSETS		
Cash and Cash Equivalents	\$ 1,152,703	\$ 12,859
Total Assets	<u>1,152,703</u>	<u>\$ 12,859</u>
NET POSITION		
Restricted for Other Purposes	<u>1,152,703</u>	<u>12,859</u>
Total Net Position	<u><u>\$ 1,152,703</u></u>	<u><u>\$ 12,859</u></u>

The notes to the financial statements are an integral part of this statement.

COMANCHE INDEPENDENT SCHOOL DISTRICT  
STATEMENT OF CHANGES IN FIDUCIARY NET POSITION  
FIDUCIARY FUNDS  
FOR THE YEAR ENDED AUGUST 31, 2022

	Private Purpose Trust Fund	Custodial Fund
<b>ADDITIONS:</b>		
Miscellaneous Revenue - Student Activities	\$ -	\$ 51,467
Earnings from Temporary Deposits	11,390	-
Total Additions	<u>11,390</u>	<u>51,467</u>
<b>DEDUCTIONS:</b>		
Professional and Contracted Services	18,000	-
Other Deductions	-	46,509
Total Deductions	<u>18,000</u>	<u>46,509</u>
Change in Fiduciary Net Position	(6,610)	4,958
Total Net Position - September 1 (Beginning)	1,159,313	22,020
Prior Period Adjustment	<u>-</u>	<u>(14,119)</u>
Total Net Position - August 31 (Ending)	<u>\$ 1,152,703</u>	<u>\$ 12,859</u>

The notes to the financial statements are an integral part of this statement.

This page left intentionally blank.

COMANCHE INDEPENDENT SCHOOL DISTRICT  
NOTES TO THE FINANCIAL STATEMENTS  
AT AND FOR THE YEAR ENDED AUGUST 31, 2022

**I. SUMMARY OF SIGNIFICANT ACCOUNTING POLICIES**

Comanche Independent School District (the "District") is a public educational agency operating under the applicable laws and regulations of the State of Texas. It is governed by a seven member Board of Trustees (the "Board") elected by registered voters of the District. The District prepares its basic financial statements in conformity with generally accepted accounting principles (GAAP) promulgated by the Governmental Accounting Standards Board (GASB) and other authoritative sources identified in **GASB Statement No. 76**, and it complies with the requirements of the appropriate version of Texas Education Agency's *Financial Accountability System Resource Guide* (the "Resource Guide") and the requirements of contracts and grants of agencies from which it receives funds.

*Pensions.* The fiduciary net position of the Teacher Retirement System of Texas (TRS) has been determined using the flow of economic resources measurement focus and full accrual basis of accounting. This includes for purposes of measuring the net pension liability, deferred outflows of resources and deferred inflows of resources related to pensions, pension expense, and information about assets, liabilities and additions to/deductions from TRS's fiduciary net position. Benefit payments (including refunds of employee contributions) are recognized when due and payable in accordance with the benefit terms. Investments are reported at fair value.

*Other Post-Employment Benefits (OPEB).* The fiduciary net position of the Teacher Retirement System of Texas (TRS) TRS-Care Plan has been determined using the flow of economic resources measurement focus and full accrual basis of accounting. This includes for purposes of measuring the net OPEB liability, deferred outflows of resources and deferred inflows of resources related to other post-employment benefits, OPEB expense, and information about assets, liabilities and additions to/deductions from TRS-Care's fiduciary net position. Benefit payments are recognized when due and payable in accordance with the benefit terms. There are no investments as this is a pay-as you-go plan and all cash is held in a cash account.

The District applied Governmental Accounting Standards Board ("GASB") Statement No. 72, Fair Value Measurement and Application. GASB Statement No. 72 provides guidance for determining a fair value measurement for reporting purposes and applying fair value to certain investments and disclosures related to all fair value measurements.

**A. REPORTING ENTITY**

The Board of Trustees (the "Board") is elected by the public and it has the authority to make decisions, appoint administrators and managers, and significantly influence operations. It also has the primary accountability for fiscal matters. Therefore, the District is a financial reporting entity as defined by the Governmental Accounting Standards Board ("GASB") in its Statement No. 14, "The Financial Reporting Entity." There are no component units included within the reporting entity.

**B. GOVERNMENT-WIDE AND FUND FINANCIAL STATEMENTS**

The Statement of Net Position and the Statement of Activities are government-wide financial statements. They report information on all of the District's nonfiduciary activities with most of the interfund activities removed. *Governmental activities* include programs supported primarily by taxes, State foundation funds, grants and other intergovernmental revenues. *Business-type activities* include operations that rely to a significant extent on fees and charges for support.

The Statement of Activities demonstrates how other people or entities that participate in programs the District operates have shared in the payment of the direct costs. The "charges for services" column includes payments made by parties that purchase, use, or directly benefit from goods or services provided by a given function or segment of the District. Examples include tuition paid by students not residing in the district, school lunch charges, etc. The "grants and contributions" column includes amounts paid by organizations outside the District to help meet the operational or capital requirements of a given function. Examples include grants under the Elementary and Secondary Education Act. If a revenue is not a program revenue, it is a general revenue used to support all of the District's functions. Taxes are always general revenues.

Interfund activities between governmental funds appear as due to/due froms on the Governmental Fund Balance Sheet and as other resources and other uses on the governmental fund Statement of Revenues, Expenditures and Changes in Fund Balance. All interfund transactions between governmental funds are eliminated on the government-wide statements. Interfund activities between governmental funds and fiduciary funds remain as due to/due froms on the government-wide Statement of Activities.

The fund financial statements provide reports on the financial condition and results of operations for three fund categories - governmental, proprietary, and fiduciary. Since the resources in the fiduciary funds cannot be used for District operations, they are not included in the government-wide statements. The District considers some governmental funds major and reports their financial condition and results of operations in a separate column.

Proprietary funds distinguish operating revenues and expenses from nonoperating items. Operating revenues result from providing goods and services in connection with a proprietary fund's principal ongoing operations; they usually come from exchange or exchange-like transactions. All other revenues are nonoperating. Operating expenses can be tied specifically to the production of the goods and services, such as materials and labor and direct overhead. Other expenses are nonoperating.

### **C. MEASUREMENT FOCUS, BASIS OF ACCOUNTING, AND FINANCIAL STATEMENT PRESENTATION**

The government-wide financial statements use the economic resources measurement focus and the accrual basis of accounting. Revenues are recorded when earned and expenses are recorded when a liability is incurred, regardless of the timing of the related cash flows. Property taxes are recognized as revenues in the year for which they are levied. Grants and similar items are recognized as revenue as soon as all eligibility requirements imposed by the provider have been met.

Governmental fund financial statements use the current financial resources measurement focus and the modified accrual basis of accounting. With this measurement focus, only current assets, current liabilities and fund balances are included on the balance sheet. Operating statements of these funds present net increases and decreases in current assets (i.e., revenues and other financing sources and expenditures and other financing uses).

The modified accrual basis of accounting recognizes revenues in the accounting period in which they become both measurable and available, and it recognizes expenditures in the accounting period in which the fund liability is incurred, if measurable, except for unmatured interest and principal on long-term debt, which is recognized when due. The expenditures related to certain compensated absences and claims and judgments are recognized when the obligations are expected to be liquidated with expendable available financial resources.

Revenues from local sources consist primarily of property taxes. Property tax revenues and revenues received from the State are recognized under the "susceptible to accrual" concept, that is, when they are both measurable and available. Miscellaneous revenues are recorded as revenue when received in cash because they are generally not measurable until actually received. Investment earnings are recorded as earned, since they are both measurable and available.

Grant funds are considered to be earned to the extent of expenditures made under the provisions of the grant. Accordingly, when such funds are received, they are recorded as unearned revenues until related and authorized expenditures have been made. If balances have not been expended by the end of the project period, grantors some times require the District to refund all or part of the unused amount.

The Proprietary Fund Types, Fiduciary Funds and Custodial Funds are accounted for on a flow of economic resources measurement focus and utilize the accrual basis of accounting. This basis of accounting recognizes revenues in the accounting period in which they are earned and become measurable and expenses in the accounting period in which they are incurred and become measurable. The District applies all GASB pronouncements as well as the Financial Accounting Standards Board pronouncements issued on or before November 30, 1989, unless these pronouncements conflict or contradict GASB pronouncements. With this measurement focus, all assets and all liabilities associated with the operation of these funds are included on the fund Statement of Net Position. The fund equity is segregated into invested in capital assets net of related debt, restricted net assets, and unrestricted net assets.

### **D. FUND ACCOUNTING**

The District reports the following major governmental funds:

- 1. The General Fund.** The general fund is the District's primary operating fund. It accounts for all financial resources except those required to be accounted for in another fund.

Additionally, the District reports the following fund type(s):

Governmental Funds:

2. **Special Revenue Funds.** The District accounts for resources restricted to, or designated for, specific purposes by the District or a grantor in a special revenue fund. Most Federal and some State financial assistance is accounted for in a Special Revenue Fund, and sometimes unused balances must be returned to the grantor at the close of specified project periods.
3. **Debt Service Fund** - The District accounts for resources accumulated and payments made for principal and interest on long-term general obligation debt of governmental funds in a debt service fund.

Proprietary Funds:

4. **Internal Service Fund** - The District accounts for revenues and expenses related to services provided to parties within the District. These funds facilitate distribution of support costs to the users of support services on a cost-reimbursement basis. Because the principal users of these funds are the District's governmental activities, this fund type is included in the "governmental activities" column of the government-wide financial statements.

Fiduciary Funds:

5. **Private Purpose Trust Funds.** The District accounts for donations for which the donor has stipulated that both the principal and the income may be used for purposes that benefit parties outside the District. The District's Private Purpose Trust Fund is the "Medford and Maria Stephens Scholarship Fund."
6. **Custodial Funds.** The District accounts for resources held for others in a custodial capacity in custodial funds. The District's Custodial Fund is the "Comanche Student Activity Fund."

#### E. OTHER ACCOUNTING POLICIES

1. For purposes of the statement of cash flows for proprietary funds, the District considers highly liquid investments to be cash equivalents if they have a maturity of three months or less when purchased.
2. The District reports inventories of supplies at weighted average cost including consumable maintenance, instructional, office, athletic, and transportation items. Supplies are recorded as expenditures when they are consumed. Inventories of food commodities are recorded at market values supplied by the Texas Department of Human Services. Although commodities are received at no cost, their fair market value is supplied by the Texas Department of Human Services and recorded as inventory and unearned revenue when received. When requisitioned, inventory and unearned revenue are relieved, expenditures are charged, and revenue is recognized for an equal amount.
3. In the government-wide financial statements, and proprietary fund types in the fund financial statements, long-term debt and other long-term obligations are reported as liabilities in the applicable governmental activities, business-type activities, or proprietary fund type statement of net position. Bond premiums and discounts are deferred and amortized over the life of the bonds using the effective interest method. Bonds payable are reported net of the applicable bond premium or discount. The District implemented GASB 87 for reporting leases during this reporting period. A right-to-use lease is defined as a contract that conveys control over another entity's nonfinancial asset as specified in the contract for a period of time in an exchange or exchange-like transaction. To be accounted for as a lease, the lease must meet the definition of a "long-term" lease provided in GASB 87. The right-to-use lease liability is reported in the government-wide statements. The lease liability is calculated as the present value of the reasonably certain expected payments made over the term of the lease and the interest included in the lease payments is recorded as an expense. There were no leases material to the financial statements that were recorded during the year audited.

In the fund financial statements, governmental fund types recognize bond premiums and discounts, as well as bond issuance costs, during the current period. The face amount of debt issued is reported as other financing sources. Premiums received on debt issuances are reported as other financing sources while discounts on debt issuances are reported as other financing uses. Issuance costs, whether or not withheld from the actual debt proceeds received, are reported as debt service expenditures.

4. It is the District's policy to permit some employees to accumulate earned but unused vacation and sick pay benefits. There is no liability for unpaid accumulated sick leave since the District does not have a policy to pay any amounts when employees separate from service with the district. All vacation pay is accrued when incurred in the government-wide, proprietary, and fiduciary fund financial statements. A liability for these amounts is reported in governmental funds only if they have matured, for example, as a result of employee resignations and retirements.
5. Capital assets, which include land, buildings, furniture and equipment are reported in the applicable governmental or business-type activities columns in the government-wide financial statements. Capital assets are defined by the District as assets with an initial, individual cost of more than \$5,000 and an estimated useful life in excess of two years. Such assets are recorded at historical cost or estimated historical cost if purchased or constructed. Donated capital assets are recorded at estimated fair market value at the date of donation.

The costs of normal maintenance and repairs that do not add to the value of the asset or materially extend assets lives are not capitalized. Major outlays for capital assets and improvements are capitalized as projects are constructed.

Buildings, furniture and equipment of the District are depreciated using the straight line method over the following estimated useful lives:

<u>Asset:</u>	<u>Years</u>
Buildings	20-50
Building improvements	20-50
Infrastructure	30
Vehicles and equipment	5-10

6. In the fund financial statements, governmental funds report fund balance as nonspendable if the amounts cannot be spent because they are either not in spendable form or are legally or contractually required to remain intact. Restrictions of fund balance are for amounts that are restricted to specific purposes by an external entity (creditors, grantors, governmental regulations) or the restriction is imposed by law through constitutional provision or enabling legislation. Commitments of fund balance represent amounts that can only be used for specific purposes pursuant to constraints imposed by the District's board. Assignments of fund balance are amounts set aside by the District's superintendent or his designee with the intent they be used for specific purposes.
7. When the District incurs an expense for which it may use either restricted or unrestricted assets, it uses the restricted assets first whenever they will have to be returned if they are not used.
8. In general governments are required to report investments at fair value. These methods are disclosed in section III.A. below.
9. In addition to assets, the statement of financial position will sometimes report a separate section for deferred outflows of resources. This separate financial statement element, *deferred outflows of resources*, represents a consumption of net position that applies to a future period(s) and so will *not* be recognized as an outflow of resources (expense/expenditure) until then. Items reported as deferred outflows of resources are as follows:

Deferred charges for refunding debt	\$ 555,880
Deferred charges related to TRS retirement	\$ 1,211,474
Deferred charges related to TRS OPEB	\$ 1,338,382

10. In addition to liabilities, the statement of financial position will sometimes report a separate section for deferred inflows of resources. This separate financial statement element, *deferred inflows of resources*, represents an acquisition of net position that applies to a future period(s) and so will *not* be recognized as an inflow of resources (revenue) until that time. The District has one type of item which arises only under a modified accrual basis of accounting that qualifies for reporting in this category. Uncollected property taxes which are assumed collectible are reported in this category on the balance sheet for governmental funds. They are not reported in this category on the government wide statement of net position. Items reported as deferred inflows of resources are as follows:

Deferred charges related to TRS retirement	\$ 1,942,078
Deferred charges related to TRS OPEB	\$ 3,376,461



11. The Data Control Codes refer to the account code structure prescribed by TEA in the *Financial Accountability System Resource Guide*. Texas Education Agency requires school districts to display these codes in the financial statements filed with the Agency in order to insure accuracy in building a Statewide data base for policy development and funding plans.

**II. STEWARDSHIP, COMPLIANCE, AND ACCOUNTABILITY**

**A. BUDGETARY DATA**

The Board of Trustees adopts an "appropriated budget" for the General Fund and the Food Service Fund (which is included in the Special Revenue Funds). The District is required to present the adopted and final amended budgeted revenues and expenditures for each of these funds. The District compares the final amended budget to actual revenues and expenditures. The General Fund Budget report appears in Exhibit G-1 in RSI and the other reports are in Exhibits J-2 and J-3.

The following procedures are followed in establishing the budgetary data reflected in the general-purpose financial statements:

1. Prior to August 20 the District prepares a budget for the next succeeding fiscal year beginning September 1. The operating budget includes proposed expenditures and the means of financing them.
2. A meeting of the Board is then called for the purpose of adopting the proposed budget. At least ten days' public notice of the meeting must be given.
3. Prior to September 1, the budget is legally enacted through passage of a resolution by the Board. Once a budget is approved, it can only be amended at the function and fund level by approval of a majority of the members of the Board. Amendments are presented to the Board at its regular meetings. Each amendment must have Board approval. As required by law, such amendments are made before the fact, are reflected in the official minutes of the Board, and are not made after fiscal year end. Because the District has a policy of careful budgetary control, several amendments were necessary during the year. (However, none of these were significant.)
4. Each budget is controlled by the budget coordinator at the revenue and expenditure function/object level. Budgeted amounts are as amended by the Board. All budget appropriations lapse at year end.

**B. EXCESS OF EXPENDITURES OVER APPROPRIATIONS**

During the year, the District had the following functional categories that exceeded its final amended budget by more than \$2,500:

Functional Category	Amount Over Budget	Explanation
0051 - Facilities maintenance and operations	\$ 15,128	Overage due to ending accounts payable.
0035 - Food services	\$ 82,780	Overage due to accrual for non-cash donated commodities received and consumed.

**C. DEFICIT FUND EQUITY**

None.

**III. DETAILED NOTES ON ALL FUNDS AND ACCOUNT GROUPS**

**A. CASH, CASH EQUIVALENTS AND INVESTMENTS**

**Cash and Cash Equivalents**

District Policies and Legal and Contractual Provisions Governing Deposits

*Custodial Credit Risk for Deposits.* State law requires governmental entities to contract with financial institutions in which funds will be deposited to secure those deposits with insurance or pledged securities with a fair value equaling or exceeding the amount on deposit at the end of each business day. The pledged securities must be in the name of the governmental entity and held by the entity or its agent. Since the district complies with this law, it has no custodial credit risk for deposits. The District was not exposed to custodial credit risk.

Foreign Currency Risk. The District limits the risk that changes in exchange rates will adversely affect the fair value of an investment or a deposit by having no deposits denominated in a foreign currency. Therefore, the District was not exposed to foreign currency risk.

As of August 31, 2022, the following are the District's cash and cash equivalents (including its student activity and private purpose trust fund) with respective maturities and credit rating:

Type of Deposit	Fair Value	Percent	Maturity < 1 Yr	Maturity 1-10 Yrs	Maturity > 10 Yrs	Credit Rating
Cash:						
Petty cash	\$ 3,324	0%	\$ 3,324			N/A
Money market and FDIC insured accounts	15,530,882	100%	15,530,882			N/A
<b>Total Cash and Cash Equivalents</b>	<b>\$ 15,534,206</b>	<b>100%</b>	<b>\$ 15,534,206</b>			

## **Investments**

### District Policies and Legal and Contractual Provisions Governing Investments

#### Compliance with the Public Funds Investment Act

The **Public Funds Investment Act**(Government Code Chapter 2256) contains specific provisions in the areas of investment practices, management reports, and establishment of appropriate policies. Among other things, it requires a governmental entity to adopt, implement, and publicize an investment policy. That policy must address the following areas: (1) safety of principal and liquidity, (2) portfolio diversification, (3) allowable investments, (4) acceptable risk levels, (5) expected rates of return, (6) maximum allowable stated maturity of portfolio investments, (7) maximum average dollar-weighted maturity allowed based on the stated maturity date for the portfolio, (8) investment staff quality and capabilities, (9) and bid solicitation preferences for certificates of deposit.

Statutes authorize the entity to invest in (1) obligations of the U.S. Treasury, certain U.S. agencies, and the State of Texas and its agencies; (2) guaranteed or secured certificates of deposit issued by state and national banks domiciled in Texas; (3) obligations of states, agencies, counties, cities and other political subdivisions of any state having been rated as to investment quality not less than an "A"; (4) No load money market funds with a weighted average maturity of 90 days or less; (5) fully collateralized repurchase agreements; (6) commercial paper having a stated maturity of 270 days or less from the date of issuance and is not rated less than A-1 or P-1 by two nationally recognized credit rating agencies OR one nationally recognized credit agency and is fully secured by an irrevocable letter of credit; (7) secured corporate bonds rated not lower than "AA-" or the equivalent; (8) public funds investment pools; and (9) guaranteed investment contracts for bond proceeds investment only, with a defined termination date and secured by U.S. Government direct or agency obligations approved by the Texas public Funds Investment Act in an amount equal to the bond proceeds. The Act also requires the entity to have independent auditors perform test procedures related to investment practices as provided by the Act. The District is in substantial compliance with the requirements of the Act and with local policies.

Additional policies and contractual provisions governing investments for the District are specified below:

Credit Risk. To limit the risk that an issuer or other counterparty to an investment will not fulfill its obligations the District limits investments in commercial paper, corporate bonds and mutual bond funds to the top ratings issued by nationally recognized statistical rating organizations (NRSROs). As of August 31, 2022, all of the District's investments were rated AAA by Standard & Poor's rating agency. Therefore, the District was not exposed to credit risk.

Custodial Credit Risk for Investments. To limit the risk that, in the event of the failure of the counterparty to a transaction, a government will not be able to recover the value of investment or collateral securities that are in possession of an outside party the District requires counterparties to register the securities in the name of the district and hand them over to the District or its designated agent. This includes securities in securities lending transactions. All of the securities are in the District's name and held by the District or its agent. The District was not exposed to custodial credit risk.

Concentration of Credit Risk. To limit the risk of loss attributed to the magnitude of a government's investment in a single issuer, the District limits investments to less than 5% of its total investments. The District further limits investments in a single issuer when they would cause investment risks to be significantly greater in the governmental and business-type activities, individual major funds, aggregate non-major funds and fiduciary fund types than they are in the primary government. Usually this limitation is 20%. The District was not exposed to concentration of credit risk.

Interest Rate Risk. To limit the risk that changes in interest rates will adversely affect the fair value of investments, the District requires a review of its investment portfolio at least annually to determine whether market conditions pose an inherent risk of future interest rates either rising or falling which could significantly affect investment performance.

Foreign Currency Risk for Investments. The District limits the risk that changes in exchange rates will adversely affect the fair value of an investment by not investing in any foreign currency. Therefore, the District was not exposed to foreign currency risk.

The District categorizes its fair value measurements with the fair value hierarchy established by generally accepted accounting principles. The hierarchy is based on the valuation inputs used to measure the fair value of the asset. Level 1 inputs are quoted prices in active markets for identical assets; Level 2 inputs are significant other observable inputs; Level 3 inputs are significant unobservable inputs. Investments that are measured at fair value using the net asset value per share (or its equivalent) as a practical expedient are not classified in the fair value hierarchy below. In instances where inputs used to measure fair value fall into different levels in the above fair value hierarchy, fair value measurements in their entirety are categorized based on the lowest level input that is significant to the valuation. The District's assessment of the significance of particular inputs to these fair value measurements requires judgment and considers factors specific to each asset or liability.

At August 31, 2022 the District had no investments.

**B. PROPERTY TAXES**

Property taxes are levied by October 1 on the assessed value listed as of the prior January 1 for all real and business personal property located in the District in conformity with Subtitle E, Texas Property Tax Code. Taxes are due on receipt of the tax bill and are delinquent if not paid before February 1 of the year following the year in which imposed. On January 31 of each year, a tax lien attaches to property to secure the payment of all taxes, penalties, and interest ultimately imposed. Property tax revenues are considered available (1) when they become due or past due and receivable within the current period.

**C. DELINQUENT TAXES RECEIVABLE**

Delinquent taxes are prorated between maintenance and debt service based on rates adopted for the year of the levy. Allowances for uncollectible tax receivables within the General Fund is based on historical experience in collecting property taxes. Uncollectible personal property taxes are periodically reviewed and written off, but the District is prohibited from writing off real property taxes without specific statutory authority from the Texas Legislature.

**D. INTERFUND BALANCES AND TRANSFERS**

The composition of interfund balances as of August 31, 2022 is as follows:

Fund	Receivable	Payable	Purpose	Current?
General fund	\$ 171,408		Temporary advances	Yes
Nonmajor governmental funds		171,408	Temporary advances	Yes
Total	<u>\$ 171,408</u>	<u>\$ 171,408</u>		

Interfund transfers for the year ended August 31, 2022 consisted of the following individual amounts:

Fund	Transfers In	Transfers Out	Purpose
Nonmajor governmental funds	\$ 119,788		Deficit transfer
General fund		119,788	Deficit transfer
Total	<u>\$ 119,788</u>	<u>\$ 119,788</u>	

## E. DISAGGREGATION OF RECEIVABLES AND PAYABLES

Receivables at August 31, 2022 were as follows:

	Property Taxes (net)	Other Government	Total Receivables
Governmental Activities:			
General fund	\$ 143,810	\$ 790,762	\$ 934,572
Nonmajor governmental funds	20,219	413,313	433,532
Total Governmental Activities	<u>\$ 164,029</u>	<u>\$ 1,204,075</u>	<u>\$ 1,368,104</u>

Payables at August 31, 2022 were as follows:

	Accounts	Salaries and Benefits	Total Payables
Governmental Activities:			
General fund	\$ 50,126	\$ 618,266	\$ 668,392
Nonmajor governmental funds	5,409	197,452	202,861
Internal service fund	7,543		7,543
Total Governmental Activities	<u>\$ 63,078</u>	<u>\$ 815,718</u>	<u>\$ 878,796</u>

## F. CAPITAL ASSET ACTIVITY

Capital asset activity for the year ended August 31, 2022, was as follows:

	Balance 8/31/2021	Additions	Disposals	Balance 8/31/2022
Governmental activities:				
Land	\$ 355,616			\$ 355,616
Buildings and improvements	39,168,599	31,131	(7,427,215)	46,626,945
Furniture and equipment	2,914,918	981,816		3,896,734
Construction in progress	6,739,707	687,508	7,427,215	0
Infrastructure	1,085,994	527,447		1,613,441
Totals	<u>50,264,834</u>	<u>2,227,902</u>	<u>0</u>	<u>52,492,736</u>
Less accumulated depreciation for:				
Buildings and improvements	17,273,753	942,652		18,216,405
Furniture and equipment	2,045,476	239,979		2,285,455
Infrastructure	479,174	70,088		549,262
Total accumulated depreciation	<u>19,798,403</u>	<u>1,252,719</u>		<u>21,051,122</u>
Governmental activities capital assets, net	<u>\$ 30,466,431</u>	<u>\$ 975,183</u>	<u>\$ 0</u>	<u>\$ 31,441,614</u>

Depreciation expense was charged to functions/programs of the primary government as follows:

Governmental activities:

11 - Instruction	\$ 590,321
12 - Instructional resources and media services	3,263
21 - Instructional leadership	11,597
23 - School leadership	48,952
31 - Guidance, counseling and evaluation services	24,497
33 - Health services	7,435
34 - Student (pupil) transportation	114,002
35 - Food services	102,652
36 - Extracurricular activities	172,508
41 - General administration	37,292
51 - Facilities maintenance and operations	102,611
52 - Security and monitoring services	6,850
53 - Data processing services	30,739
Total depreciation expense - governmental activities	<u>\$ 1,252,719</u>

**G. BONDS AND LONG-TERM NOTES PAYABLE**

The District accounts for long-term debts for maintenance purposes through the General Fund. Long-term debts include notes made in accordance with the provisions of the Texas Education Code Section 45.108. The proceeds from long-term loans are shown in the financial statements as non-current liabilities and principal payments as expenditures in the fund financial statements and reductions in liabilities in the government-wide financial statements.

Bonded indebtedness of the District is accounted for in the Statement of Net Position and current requirements for principal and interest expenditures are accounted for in the General and Debt Service Fund.

A summary of changes in general long-term debt for the year ended August 31, 2022 is as follows:

Description	Interest Rate Payable	Amounts Original Issue	Amounts Outstanding 9/1/2021	Issued	Retired/Refunded	Amounts Outstanding 8/31/2022
Bonds and Notes Payable:						
Unlimited tax school building bonds, series 2013	2.00%-3.50%	\$ 5,955,000	\$ 475,000	\$ 155,000		\$ 320,000
Unlimited tax refunding bonds, series 2014	2.00%-4.00%	\$ 3,690,000	1,365,000	325,000		1,040,000
Unlimited tax refunding bonds, series 2020	1.94%-5.00%	\$ 5,350,000	5,275,000			5,275,000
Limited maintenance tax notes, series 2008	4.00%	\$ 1,200,000	215,000	105,000		110,000
Maintenance tax notes, series 2016	1.23%-1.88%	\$ 2,266,000	1,082,000	146,000		936,000
Subtotal - Bonds and Notes Payable			8,412,000	731,000		7,681,000
Bond premium, all series	N/A	N/A	959,656	98,923		860,733
Total - Bonds and Notes Payable			\$ 9,371,656	\$ 829,923		\$ 8,541,733

**Comanche ISD Limited Maintenance Tax Notes, Series 2008 -**

The notes were issued on November 12, 2008 for the purpose of construction, acquisition and equipment of school buildings and the purchase of necessary sites for school buildings and were issued in accordance with Texas law. The original issue was for \$1,200,000, payable in semi-annual installments with an interest rate of 4.00% and final maturity on August 1, 2023. Notes maturing on or after August 1, 2018 are callable on or after August 1, 2017 at par.

Comanche ISD Unlimited Tax School Building Bonds, Series 2013 -

The bonds were issued on August 14, 2013 for the purpose of (i) constructing, acquiring, renovating, improving and equipping school buildings of the District, including construction and equipment of new classrooms at and renovation of the current Comanche Middle School into a new Comanche Elementary School, the addition of new science labs to Jeffries Junior High School, constructing a new student activity center with a competition gymnasium, constructing and renovation of additional dressing room facilities at the High School, and renovation of the High School band hall, and (ii) paying the costs of issuing the bonds. The bonds were issued in accordance with Texas law. The original issue was for \$5,955,000, maturing in various amounts, with interest ranging from 2.00% to 3.50%, with final maturity on February 1, 2024. Bonds due on February 1, 2025 thru February 1, 2033 bearing interest varying from 3.50% to 4.25% were defeased on December 18, 2020.

Comanche ISD Unlimited Tax Refunding Bonds, Series 2014 -

On September 20, 2017, the District issued \$3,690,000 in unlimited tax refunding bonds to provide the resources to refund early existing debt on unlimited tax school building bonds, series 2007 with par value totaling \$3,705,000 plus costs of issuance. Interest rates on the new debt vary from 2.00% to 4.00% payable semi-annually with final maturity on February 1, 2025. Bonds due on or after February 15, 2025 are callable at par on February 1, 2024 or any time thereafter at par. Bonds due on February 1, 2026 thru February 1, 2027 bearing interest at 4.00% were defeased on December 18, 2020.

Comanche ISD Maintenance Tax Notes, Series 2016 -

The notes were issued on August 10, 2016 for the purpose of paying maintenance expenses for the repair, rehabilitation, renovation and replacement of existing school facilities and the equipment thereof, including (a) energy management program, including building automation system, HVAC units, windows and doors and lighting improvements and upgrades, (b) security cameras and equipment, (c) roofing repairs and replacements and (d) main entrance vestibules at the high school and junior high school. The notes were issued in accordance with Texas law. The original issue was for \$2,266,000, payable in semi-annual installments with an interest rates varying from 1.23% to 1.41% with final maturity on February 15, 2031. Notes maturing in the years 2027 through 2031 shall be rest to a rate equal to the five-year Des Moines FHLB Regular Fixed Rate Advance as of the last business day immediately preceding the reset date. In no case shall the interest rate for the notes maturing in the years 2027 through 2031 be less than 1.41% nor greater than 6.41% per annum. On the reset date of August 15, 2021 the five-year Des Moines FHLB Regular Fixed Rate Advance as of the last business day immediately preceding the reset date was 1.15% which was less than the floor rate of 1.41%. Therefore, the rate remained at 1.41% until the next reset date of August 15, 2026. The notes are subject to redemption prior to maturity, in whole or in part in principal amounts of \$1,000 or any integral multiple thereof, on any date at par plus accrued interest to the date of redemption. The District has redeemed notes due on February 15, 2030 thru February 15, 2031 in whole and has redeemed \$152,000 of the notes due on February 15, 2029.

Comanche ISD Unlimited Tax Refunding Bonds, Series 2020 -

On December 18, 2020, the District issued \$5,350,000 in unlimited tax refunding bonds to provide the resources to refund early existing debt on portions of the unlimited tax building bonds, series 2013 and portions of the unlimited tax refunding bonds, series 2014 with par value totaling \$5,390,000 plus costs of issuance. Interest rates on the new debt vary from 1.94% to 5.00% payable in semi-annual installments with final maturity on February 1, 2033. Bonds due on or after February 1, 2031 are callable on February 1, 2030, or any date thereafter at par. As a result, the refunded bonds were fully retired and the liabilities have been removed from the government-wide financial statements. The advance refunding was entered into to save future interest and cash flow for the District. The advance refunding generated a total debt service savings of \$404,661 and a net present value savings of \$409,057.

**H. DEBT SERVICE REQUIREMENTS - BONDS AND LONG-TERM NOTES PAYABLE**

Future debt service requirements are as follows:

Year Ended August 31,	Principal	Interest	Total Requirements
2023	\$ 748,000	\$ 259,426	\$ 1,007,426
2024	660,000	235,492	895,492
2025	663,000	212,980	875,980
2026	686,000	185,945	871,945
2027	713,000	156,239	869,239
2028-32	3,491,000	466,814	3,957,814
2033	720,000	7,632	727,632
Totals	<u>\$ 7,681,000</u>	<u>\$ 1,524,528</u>	<u>\$ 9,205,528</u>

## I. DEFINED BENEFIT PENSION PLAN

**Plan Description.** The District participates in a cost-sharing multiple-employer defined benefit pension that has a special funding situation. The plan is administered by the Teacher Retirement System of Texas (TRS). It is a defined benefit pension plan established and administered in accordance with the Texas Constitution, Article XVI, Section 67 and Texas Government Code, Title 8, Subtitle C. The pension trust fund is a qualified pension trust under Section 401(a) of the Internal Revenue Code. The Texas Legislature establishes benefits and contribution rates within the guidelines of the Texas Constitution. The pension's Board of Trustees does not have the authority to establish or amend benefit terms.

All employees of public, state-supported educational institutions in Texas who are employed for one-half or more of the standard work load and who are not exempted from membership under Texas Government Code, Title 8, Section 822.002 are covered by the system.

State law requires the plan to be actuarially sound in order for the legislature to consider a benefit enhancement, such as a supplemental payment to retirees. The pension became actuarially sound in May 2019 when the 86<sup>th</sup> Texas legislature approved the TRS Pension Reform Bill (SB12) that provided gradual contribution increases from the state, participating employers and active employees for the fiscal years 2019 through 2024.

**Pension Plan Fiduciary Net Position.** Detailed information about the Teacher Retirement System's fiduciary net position is available in a separately-issued Annual Comprehensive Financial Report that includes financial statements and required supplementary information. That report may be obtained on the Internet at <http://www.trs.state.tx.us/about/documents/acfr.pdf#ACFR>; by writing to TRS at 1000 Red River Street, Austin, TX, 78701-2698; or by calling (512) 542-6592.

<u>Net Pension Liability</u>	<u>Total</u>
Total Pension Liability	\$ 227,273,463,630
Less: Plan Fiduciary Net Position	(201,807,002,496)
Net Pension Liability	<u>\$ 25,466,461,134</u>
Net Position as a percentage of Total Pension Liability	88.79%

**Benefits Provided.** TRS provides service and disability retirement, as well as death and survivor benefits, to eligible employees (and their beneficiaries) of public and higher education in Texas. The pension formula is calculated using 2.3 percent (multiplier) times the average of the five highest annual creditable salaries times years of credited service to arrive at the annual standard annuity except for members who are grand fathered, the three highest annual salaries are used. The normal service retirement is at age 65 with 5 years of credited service or when the sum of the member's age and years of credited service equals 80 or more years. Early retirement is at age 55 with 5 years of service credit or earlier than 55 with 30 years of service credit. There are additional provisions for early retirement if the sum of the member's age and years of service credit total at least 80, but the member is less than age 60 or 62 depending on date of employment, or if the member was grandfathered in under a previous rule. There are no automatic post-employment benefit changes; including automatic COLAs. Ad hoc post-employment benefit changes, including ad hoc COLAs can be granted by the Texas Legislature as noted in the Plan description in (A) above.

**Contributions.** Contribution requirements are established or amended pursuant to Article 16, section 67 of the Texas Constitution which requires the Texas legislature to establish a member contribution rate of not less than 6% of the member's annual compensation and a state contribution rate of not less than 6% and not more than 10% of the aggregate annual compensation paid to members of the system during the fiscal year. Texas Government Code section 821.006 prohibits benefit improvements, if as a result of the particular action, the time required to amortize TRS' unfunded actuarial liabilities would be increased to a period that exceeds 31 years, or, if the amortization period already exceeds 31 years, the period would be increased by such action.

Employee contribution rates are set in state statute, Texas Government Code 825.402. The 84th Texas Legislature, General Appropriations Act (GAA) established the employer contribution rates for fiscal years 2021 and 2022.

Contribution Rates		
	2021	2022
Member	7.70%	8.00%
Non-Employer Contributing Entity (State)	7.50%	7.75%
Employers	7.50%	7.75%

Current fiscal year District contributions	\$	403,697
Current fiscal year Member contributions	\$	815,457
Measurement year NECE contributions	\$	558,371

Contributors to the plan include members, employers and the State of Texas as the only non-employer contributing entity. The State contributes to the plan in accordance with state statutes and the General Appropriations Act (GAA).

As the non-employer contributing entity for public education, the State of Texas contributes to the retirement system an amount equal to the current employer contribution rate times the aggregate annual compensation of all participating members of the pension trust fund during that fiscal year reduced by the amounts described below which are paid by the employers. Employers including public schools are required to pay the employer contribution rate in the following instances:

- On the portion of the member’s salary that exceeds the statutory minimum for members entitled to the statutory minimum under Section 21.402 of the Texas Education Code.
- During a new member’s first 90 days of employment.
- When any part or all of an employee’s salary is paid by federal funding sources, a privately sponsored source.

In addition to the employer contributions listed above, there are two additional surcharges an employer is subject to:

- All public schools, charter schools and regional education service centers must contribute 1.6% of the member’s salary beginning in fiscal year 2021, gradually increasing to 2% in fiscal year 2025.
- When employing a retiree of the Teacher Retirement System the employer shall pay both the member contribution and the state contribution as an employment after retirement surcharge.

**Actuarial Assumptions.** The actuarial valuation was performed as of August 31, 2020 Update procedures were used to roll forward the total pension liability to August 31, 2021.

The total pension liability is determined by an annual actuarial valuation. The actuarial methods and assumptions were selected by the Board of Trustees based upon analysis and recommendations by the System’s actuary. The Board of Trustees has sole authority to determine the actuarial assumptions used for the Plan. The actuarial methods and assumptions were primarily based on a study of actual experience for the three year period ending August 31, 2017 and were adopted in July 2018.

The post-retirement mortality rates for healthy lives were based on the 2018 TRS of Texas Healthy Pensioners Mortality Tables, with full generational projection using the ultimate improvement rates from the most recently published projection scale (“U-MP”). The active mortality rates were based on 90 percent of the RP-2014 Employee Mortality Tables for males and females, also with full generational mortality.

The long-term expected rate of return on pension plan investments is 7.25%. The long-term expected rate of return on plan investments was determined using a building-block method in which best-estimate ranges of expected future real rates of return (expected returns, net of pension plan investment expense, and inflation) are developed for each major asset class. These ranges are combined to produce the long-term expected rate of return by weighing the expected future real rates of return by the target asset allocation percentage and by adding expected inflation.



The total pension liability in the August 31, 2021 actuarial valuation was determined using the following actuarial assumptions:

Valuation Date	August 31, 2020 rolled forward to August 31, 2021
Actuarial Cost Method	Individual Entry Age Normal
Asset Valuation Method	Fair Value
Actuarial Assumptions:	
Single Discount Rate	7.25%
Long-term expected Investment Rate of Return	7.25%
Municipal bond rate as of August 2020	1.95% - The source for the rate is the Fixed Income Market Data/Yield Curve/Data Municipal bonds with 20 years to maturity that include only federally tax-exempt municipal bonds as reported in Fidelity Index's "20-Year Municipal GO AA Index"
Inflation	2.3%
Salary Increases	3.05% to 9.05% including inflation
Benefit Changes During the Year	None
Ad hoc Post-Employment Benefit Changes	None

The actuarial assumptions used in the determination of the total pension liability are the same assumptions used in the actuarial valuation as of August 31, 2020. For a full description of these assumptions, please see the actuarial valuation report dated November 9, 2020.

**Discount Rate.** A single discount rate of 7.25% was used to measure the total pension liability. The single discount rate was based on the expected rate of return on the plan investments of 7.25%. The projection of cash flows used to determine this single discount rate assumed that contributions from active members, employers and the non-employer contributing entity will be made at the rates set by the Legislature during the 2019 legislative session. It is assumed that future employer and state contributions will be 8.50% of payroll in fiscal year 2020 gradually increasing to 9.55% of payroll over the next several years. This includes all employer and state contributions for active and rehired retirees.

Best estimates of geometric real rates of return for each major asset class included in the Systems target asset allocation as of August 31, 2021 are summarized below:

Asset Class <sup>1</sup>	Target Allocation <sup>2</sup> %	Long-Term Expected Geometric Real Rate of Return <sup>3</sup>	Expected Contribution to Long-Term Portfolio Returns
Global Equity			
USA	18%	3.6%	0.94%
Non-U.S. Developed	13%	4.4%	0.83%
Emerging Markets	9%	4.6%	0.74%
Private Equity	14%	6.3%	1.36%
Stable Value			
Government Bonds	16%	-0.2%	0.01%
Absolute Return (Including Credit Sensitive Investments)	0%	1.1%	0.00%
Stable Value Hedge Funds	5%	2.2%	0.12%
Real Return			
Real Estate	15%	4.5%	1.00%
Energy, Natural Resources and Infrastructure	6%	4.7%	0.35%
Commodities	0%	1.7%	0.00%
Risk Parity			
Risk Parity	8%	2.8%	0.28%
Asset Allocation Leverage			
Cash	2%	-0.7%	-0.01%
Asset Allocation Leverage	-6%	-0.5%	0.03%
Inflation Expectation			2.20%
Volatility Drag <sup>4</sup>			-0.95%
Expected Return	<u>100%</u>		<u>6.90%</u>

<sup>1</sup> Absolute Return includes Credit Sensitive Investments.

<sup>2</sup> Target allocations are based on the FY2021 policy model.

<sup>3</sup> Capital Market Assumptions come from Aon Hewitt (as of 08/31/2021).

<sup>4</sup> The volatility drag results from the conversion between arithmetic and geometric mean returns.

**Discount Rate Sensitivity Analysis.** The following schedule shows the impact of the Net Pension Liability if the discount rate used was 1% less than and 1% greater than the discount rate that was used (7.25%) in measuring the 2021 Net Pension Liability.

	1% Decrease in Discount Rate (6.25%)	Discount Rate (7.25%)	1% Increase in Discount Rate (8.25%)
District's proportionate share of the net pension liability	\$ 3,739,980	\$ 1,711,537	\$ 65,854

**Pension Liabilities, Pension Expense, and Deferred Outflows of Resources and Deferred Inflows of Resources Related to Pensions.** At August 31, 2022, the District reported a liability of \$1,711,537 for its proportionate share of the TRS's net pension liability. This liability reflects a reduction for State pension support provided to the District. The amount recognized by the District as its proportionate share of the net pension liability, the related State support, and the total portion of the net pension liability that was associated with the District were as follows:

District's proportionate share of the collective net pension liability	\$ 1,711,537
State's proportionate share that is associated with the District	3,332,116
Total	<u>\$ 5,043,653</u>

The net pension liability was measured as of August 31, 2021 and the total pension liability used to calculate the net pension liability was determined by an actuarial valuation as of that date. The District's proportion of the net pension liability was based on the District's contributions to the pension plan relative to the contributions of all employers to the plan for the period September 1, 2020 thru August 31, 2021.

At August 31, 2021 the District's proportion of the collective net pension liability was 0.0067207496% which was an increase of 0.0000400861% from its proportion measured as of August 31, 2020.

**Changes Since the Prior Actuarial Valuation.** Changes to the actuarial assumptions or other inputs that affected measurement of the total pension liability since the prior measurement period are as follows:

There were no changes in assumptions since the prior measurement date.

There were no changes of benefit terms that affected measurement of the total pension liability during the measurement period.

For the year ended August 31, 2022, the District recognized pension expense of \$240,098 and revenue of \$13,321 for support provided by the State in the Government-Wide Statement of Activities.

At August 31, 2022, the District reported its proportionate share of the TRS's deferred outflows of resources and deferred inflows of resources related to pensions from the following sources:

	Deferred Outflows of Resources	Deferred Inflows of Resources
Difference between expected and actual economic experiences	\$ 2,864	\$ 120,494
Changes in actuarial assumptions	604,995	263,726
Differences between projected and actual investment earnings		1,435,102
Changes in proportion and differences between the District's contributions and the proportionate share of contributions	199,918	122,756
Total as of August 31, 2021 measurement date	\$ 807,777	\$ 1,942,078
Contributions paid to TRS subsequent to the measurement date	403,697	
Total as of August 31, 2022 fiscal year end	<u>\$ 1,211,474</u>	<u>\$ 1,942,078</u>

The net amounts of the District's balances of deferred outflows and inflows of resources related to pensions will be recognized in pension expense as follows:

Fiscal year ended August 31,	Amount
2023	\$ (164,481)
2024	\$ (230,745)
2025	\$ (326,122)
2026	\$ (409,531)
2027	\$ (1,049)
Thereafter	\$ (2,373)

## J. DEFINED OTHER POST-EMPLOYMENT BENEFIT PLANS

**Plan Description.** The District participates in the Texas Public School Retired Employees Group Insurance Program (TRS-Care). It is a multiple-employer, cost-sharing defined benefit Other Post-Employment Benefit (OPEB) plan that has a special funding situation. The plan is administered through a trust by the Teacher Retirement System of Texas (TRS) Board of Trustees. It is established and administered in accordance with the Texas Insurance Code, Chapter 1575.

**OPEB Plan Fiduciary Net Position.** Detail information about the TRS-Care's fiduciary net position is available in the separately-issued TRS Annual Comprehensive Financial Report that includes financial statements and required supplementary information. That report may be obtained on the Internet at <http://www.trs.state.tx.us/about/documents/acfr.pdf#ACFR>; by writing to TRS at 1000 Red River Street, Austin, TX, 78701-2698; or by calling (512)542-6592.

Components of the net OPEB liability of the TRS-Care plan as of August 31, 2021 are as follows:

<u>Net OPEB Liability:</u>	<u>Total</u>
Total OPEB liability	\$ 41,113,711,083
Less: plan fiduciary net position	(2,539,242,470)
Net OPEB liability	<u>\$ 38,574,468,613</u>
Net position as a percentage of total OPEB liability	6.18%

**Benefits Provided.** TRS-Care provides a basic health insurance coverage at no cost to all retirees from public schools, charter schools, regional education service centers and other educational districts who are members of the TRS pension plan. Optional dependent coverage is available for an additional fee.

Eligible non-Medicare retirees and their dependents may pay premiums to participate in the high-deductible health plans. Eligible Medicare retirees and dependents may pay premiums to participate in the Medicare Advantage health plans. To qualify for TRS-Care coverage, a retiree must have at least 10 years of service credit in the TRS pension system.

The General Appropriations Act passed by the 86<sup>th</sup> Legislature included funding to maintain TRS Care premiums at their current level through 2021. The 86<sup>th</sup> legislature also passed SB 1682 which requires TRS to establish a contingency reserve in the TRS-Care fund equal to 60 days of expenditures.

The following premium rates for retirees with Medicare Part A and Part B became effective January 1, 2018 and are reflected in the following table.

TRS-Care Plan Premium Rates Effective January 1, 2018 - December 31, 2021		
	Medicare	Non-Medicare
Retiree or surviving spouse	\$ 135	\$ 200
Retiree and spouse	529	689
Retiree or surviving spouse and children	468	408
Retiree and family	1,020	999

**Contributions.** Contribution rates for the TRS-Care plan are established in state statute by the Texas Legislature, and there is no continuing obligation to provide benefits beyond each fiscal year. The plan is currently funded on a pay-as-you-go basis and is subject to change based on available funding. Funding for the plan is provided by retiree premium contributions and contributions from the state, active employees, and school districts based upon public school district payroll. The TRS board of trustees does not have the authority to set or amend contribution rates.

Texas Insurance Code, section 1575.202 establishes the state’s contribution rate which is 1.25% of the employee’s salary. Section 1575.203 establishes the active employee’s rate which is 0.65% of pay. Section 1575.204 establishes an employer contribution rate of not less than 0.25% or not more than 0.75% of the salary of each active employee of the public. The actual employer contribution rate is prescribed by the Legislature in the General Appropriations Act. The following table shows contributions to the TRS-Care plan by type of contributor.

Contribution Rates		
	2021	2022
Active employee	0.65%	0.65%
Non-employer contributing entity (State)	1.25%	1.25%
Employers	0.75%	0.75%
Federal/private funding remitted by employers	1.25%	1.25%

Current fiscal year District contributions	\$ 104,389
Current fiscal year member contributions	\$ 66,256
Measurement year NECE contributions	\$ 117,352

All employers whose employees are covered by the TRS pension plan are also required to pay a surcharge of \$535 per month when employee a retiree of the TRS.

**Actuarial Assumptions.** The actuarial valuation of TRS-Care was performed as of August 31, 2020. Update procedures were used to roll forward the total OPEB liability to August 31, 2021.

The actuarial valuation of the OPEB plan offered through TRS-Care is similar to the actuarial valuation performed for the pension plan, except that the OPEB valuation is more complex. All of the demographic assumptions, including rates of retirement, termination, and disability, and most of the economic assumptions, including general inflation and salary increases, used in the OPEB valuation were identical to those used in the respective TRS pension valuation. The demographic assumptions were developed in the experience study performed for TRS for the period ending August 31, 2017.

The following assumptions used for members of TRS are identical to the assumptions employed in the August 31, 2021 TRS annual pension actuarial valuation:

Rates of Mortality	General Inflation
Rates of Retirement	Wage Inflation
Rates of Termination	Expected Payroll Growth
Rates of Disability Incidence	

The active mortality rates were based on 90 percent of the RP-2014 Employee Mortality Tables for males and females with full generational mortality using Scale BB. The post-retirement mortality rates were based on the 2018 TRS of Texas Healthy Pensioner Mortality Tables, with full generational projection using the ultimate improvement rates from mortality projection scale MP-2018.

The initial medical trend rates were 8.50% for Medicare retirees and 7.10% for non-Medicare retirees. There was an initial prescription drug trend rate of 8.50% for all retirees. The initial trend rates decrease to an ultimate trend rate of 4.25% over a period of 12 years.

Additional Actuarial Methods and Assumptions:

Valuation Date	August 31, 2020 rolled forward to August 31, 2021
Actuarial Cost Method	Individual Entry Age Normal
Inflation	2.30%
Discount Rate	1.95% as of August 31, 2021
Aging Factors	Based on plan specific experience
Expenses	Third-party administrative expenses related to the delivery of health care benefits are included in the age-adjusted claims costs.
Projected Salary Increases	3.05% to 9.05%, including inflation
Election Rates	Normal Retirement: 65% participation prior to age 65 and 40% participation after age 65. 25% of pre-65 retirees are assumed to discontinue coverage at age 65.
Ad hoc post-employment benefit changes	None

**Discount Rate.** A single discount rate of 1.95% was used to measure the total OPEB liability. There was a change of (0.38%) in the discount rate since the previous year. Because the plan is essentially a “pay-as-you-go” plan, the single discount rate is equal to the prevailing municipal bond rate. The source of the municipal bond rate was 20-year, tax-exempt general obligation municipal bonds with an average rating of AA/Aa or higher.

**Sensitivity of the Net OPEB Liability:**

**Discount Rate Sensitivity Analysis** - The following schedule shows the impact of the net OPEB liability if the discount rate used was 1% less than and 1% greater than the discount rate that was used in measuring the net OPEB liability.

	1% Decrease in Discount Rate (0.95%)	Current Single Discount Rate (1.95%)	1% Increase in Discount Rate (2.95%)
District’s proportionate share of net OPEB liability	\$ 5,216,899	\$ 4,324,960	\$ 3,622,976

**Healthcare Cost Trend Rates Sensitivity Analysis** - The following presents the net OPEB liability of the plan using the assumed healthcare cost trend rate, as well as what the net OPEB liability would be if it were calculated using a trend rate that is one-percentage point lower or one-percentage point higher than the assumed healthcare cost trend rate:

	1% Decrease	Current Healthcare Cost Trend Rate	1% Increase
District's proportionate share of net OPEB liability	\$ 3,503,075	\$ 4,324,960	\$ 5,427,727

**OPEB Liabilities, OPEB Expense, and Deferred Outflows of Resources and Deferred Inflows of Resources Related to OPEBs.** At August 31, 2022, the District reported a liability of \$4,324,960 for its proportionate share of the TRS's net OPEB liability. This liability reflects a reduction for State OPEB support provided to the District. The amount recognized by the District as its proportionate share of the net OPEB liability, the related State support, and the total portion of the net OPEB liability that was associated with the District were as follows:

District's proportionate share of the collective net OPEB liability	\$ 4,324,960
State's proportionate share that is associated with the District	5,794,483
Total	<u>\$ 10,119,443</u>

The net OPEB liability was measured as of August 31, 2021 and the total OPEB liability used to calculate the net OPEB liability was determined by an actuarial valuation as of that date. The District's proportion of the net OPEB liability was based on the District's contributions to the OPEB plan relative to the contributions of all employers to the plan for the period September 1, 2020 thru August 31, 2021.

At August 31, 2021 the District's proportion of the collective net OPEB liability was 0.0112119764% which was a decrease of 0.0000982996% from its proportion measured as of August 31, 2020.

**Changes Since the Prior Actuarial Valuation.** The following were changes to the actuarial assumptions or other inputs that affected measurement of the total OPEB liability since the prior measurement period:

1. The discount rate changed from 2.33% as of August 31, 2020 to 1.95% as of August 31, 2021. This change increased the total OPEB liability (TOL).

There were no changes in benefit terms since the prior measurement date.

For the year ended August 31, 2022, the District recognized OPEB expense of (\$336,587) and revenue of (\$213,861) for support provided by the State.

At August 31, 2022, the District reported its proportionate share of the TRS's deferred outflows of resources and deferred inflows of resources related to other post-employment benefits from the following sources:

	Deferred Outflow of Resources	Deferred Inflow of Resources
Differences between expected and actual actuarial experience	\$ 186,210	\$ 2,093,583
Changes in actuarial assumptions	479,040	914,649
Differences between projected and actual investment earnings	4,696	
Changes in proportion and difference between the District's contributions and the proportionate share of contributions	564,047	368,229
Total as of August 31, 2021 measurement date	<u>\$ 1,233,993</u>	<u>\$ 3,376,461</u>
Contributions paid to TRS subsequent to the measurement date	104,389	
Total as of August 31, 2022 fiscal year end	<u>\$ 1,338,382</u>	<u>\$ 3,376,461</u>

The net amounts of the District’s balances of deferred outflows and inflows of resources related to OPEB will be recognized in OPEB expense as follows:

Fiscal year ended August 31,	Amount
2023	\$ (434,003)
2024	\$ (434,109)
2025	\$ (434,080)
2026	\$ (320,236)
2027	\$ (166,110)
Thereafter	\$ (353,930)

**K. HEALTH CARE COVERAGE - RETIREES AND ACTIVE EMPLOYEES**

**Retiree Health Care Coverage**

**Plan Description.** The District participates in the Texas Public School Retired Employees Group Insurance Program (TRS-Care), a cost-sharing multiple-employer defined benefit post-employment health care plan administered by the Teacher Retirement System of Texas. TRS-Care provides health care coverage for certain persons (and their dependents) who retire under the Teacher Retirement System of Texas. The statutory authority for the program is Texas Insurance Code, Chapter 1575. Texas Insurance Code Section 1575.052 grants the TRS Board of Trustees the authority to establish and amend basic and optional group insurance coverage for participants. The TRS issues a publicly available financial report that includes financial statements and required supplementary information for TRS-Care. That report may be obtained by writing to the TRS Communications Department, 1000 Red River Street, Austin, Texas 78701, by phoning the TRS Communications Department at 1-800-223-8778, or by downloading the report from the TRS Internet Website, [www.trs.state.tx.us](http://www.trs.state.tx.us) under the TRS Publications heading.

**Funding Policy.** Contribution requirements are not actuarially determined but are legally established each biennium by the Texas Legislature. Texas Insurance Code, Sections 1575.202, 203, and 204 establish state, active employee, and public school contributions, respectively. The Contribution Rate for the State was 1.25% for 2020 thru 2022. The contribution rate for the district was 0.75% for 2020 thru 2022. The contribution rate for active employees was 0.65% of the district payroll for 2020 thru 2022. Per Texas Insurance Code, Chapter 1575, the public school contribution may not be less than 0.25% or greater than 0.75% of the salary of each active employee of the public school. For staff members funded by federal programs, the federal programs are required to contribution 1.25% for 2020 thru 2022.

**Contributions.** Contributions made by the State on behalf of the District are recorded in the governmental funds financial statements as both revenue and expenditures. State contributions to TRS made on behalf to the District's employees as well as the District's required contributions and federal grant program contributions for the years ended August 31, 2022, 2021 and 2020 are as follows:

Year	Contribution Rates and Contribution Amounts					
	Member		State		School District	
	Rate	Amount	Rate	Amount	Rate	Amount
2022	0.65%	\$ 66,256	1.25%	\$ 127,415	0.75%	\$ 76,450
2021	0.65%	\$ 60,980	1.25%	\$ 117,268	0.75%	\$ 70,362
2020	0.65%	\$ 60,677	1.25%	\$ 116,687	0.75%	\$ 70,012

**Medicare Part D.** The Medicare Prescription Drug, Improvement, and Modernization Act of 2003, which was effective January 1, 2006 established prescription drug coverage for Medicare beneficiaries known as Medicare Part D. One of the provisions of Medicare Part D allows for the TRS-Care to receive retiree drug subsidy payments from the federal government to offset certain prescription drug expenditures for eligible TRS-Care participants. On-behalf payments recognized as equal revenues and expenditures by the District for the years ended August 31, 2022, 2021 and 2020 were \$40,567, \$41,532 and \$38,559, respectively.

**Active Employee Health Care Coverage**

**Plan Description.** The District participates in TRS Active Care sponsored by the Teacher Retirement System of Texas and administered through Aetna and Caremark (pharmacy). TRS-Active Care provides health care coverage to employees (and their dependents) of participating public education entities. Optional life and long-term care insurance are also provided to active members and retirees. Authority for the plan can be found in the Texas Insurance Code, Title 8, Subtitle H, Chapter 1579 and in the Texas Administrative Code, Title 34, Part 3, Chapter 41. The plan began operations on September 1, 2002. This is a premium-based plan. Payments are made on a monthly basis for all covered employees.

**L. CHANGES IN LONG-TERM LIABILITIES**

Long-term activity for the year ended August 31, 2022, was as follows:

	Beginning Balance	Additions	Retirements	Ending Balance	Due Within One Year
Bonds/notes payable	\$ 8,412,000		\$ 731,000	\$ 7,681,000	\$ 748,000
Bond premium	959,656		98,923	860,733	0
Net pension liability	3,578,027		1,866,490	1,711,537	0
Net OPEB liability	4,299,547	113,004	87,591	4,324,960	0
Total	<u>\$ 17,249,230</u>	<u>\$ 113,004</u>	<u>\$ 2,784,004</u>	<u>\$ 14,578,230</u>	<u>\$ 748,000</u>

**M. UNAVAILABLE/UNEARNED REVENUE**

Unavailable and unearned revenue at year-end consisted of the following:

Fund	Unavailable Revenue (levied but uncollected property taxes)	Unearned Revenue (prepaid food service meals)
General fund	\$ 143,810	
Nonmajor governmental fund	20,219	16,922
Total	<u>\$ 164,029</u>	<u>\$ 16,922</u>

**N. DUE FROM STATE AND FEDERAL AGENCIES**

The District participates in a variety of federal and state programs from which it receives grants to partially or fully finance certain activities. In addition, the District receives entitlements from the State through the School Foundation and Per Capita Programs. Amounts due from federal and state governments as of August 31, 2022, are summarized below. They are reported on the combined financial statements as Due from Other Governments.

Fund	State Entitlements	Federal Grants	Total
General fund	\$ 774,963		\$ 774,963
Nonmajor governmental funds	9,709	401,356	411,065
Total	<u>\$ 784,672</u>	<u>\$ 401,356</u>	<u>\$ 1,186,028</u>



**O. REVENUE FROM LOCAL AND INTERMEDIATE SOURCES**

During the current year, revenues from local and intermediate sources consisted of the following:

Description	General Fund	Nonmajor Governmental Funds	Total
Property taxes (net of discounts)	\$ 5,123,588	\$ 864,863	\$ 5,988,451
Penalties, interest and other tax-related income	116,240	11,654	127,894
Food sales		123,949	123,949
Investment income	90,726	2,626	93,352
Extracurricular student activities	61,513	173,256	234,769
Gifts and contributions	144,138	7,500	151,638
Chapter 313 application and supplemental fees	114,728		114,728
Other income	69,447		69,447
Total	<u>\$ 5,720,380</u>	<u>\$ 1,183,848</u>	<u>\$ 6,904,228</u>

**P. CONSTRUCTION AND OTHER SIGNIFICANT COMMITMENTS AND CONTINGENCIES**

The District participates in grant programs which are governed by various rules and regulations of the grantor agencies. Costs charged to the respective grant programs are subject to audit and adjustment by the grantor agencies; therefore, to the extent that the District has not complied with the rules and regulations governing the grants, refunds of any money received may be required and the collectibility of any related receivable may be impaired. In the opinion of the District, there are no significant contingent liabilities related to compliance with the rules and regulations governing the respective grants; therefore, no provision has been recorded in the accompanying basic financial statements for such contingencies.

**Q. JOINT VENTURE SHARED SERVICE ARRANGEMENTS**

The District participates in a shared services arrangement for Special Education services with the Comanche Services Co-op. The District does not account for revenues or expenditures in this program and does not disclose them in these financial statements. The District neither has a joint ownership interest in fixed assets purchased by the fiscal agent, De Leon ISD, nor does the district have a net equity interest in the fiscal agent. The fiscal agent is neither accumulating significant financial resources nor fiscal exigencies that would give rise to a future additional benefit or burden to the District. The fiscal agent manager is responsible for all financial activities of the shared services arrangement.

The District also participates in various shared service arrangements with the Education Service Center Region 14. The District does not account for revenues or expenditures in this program and does not disclose them in these financial statements. The Education Service Center Region 14 is the fiscal agent manager and is responsible for all financial activities of the shared service arrangement.

**R. RISK MANAGEMENT**

The District is exposed to various risks of loss related to torts, theft, damage or destruction of assets, errors and omissions, injuries to employees, and natural disasters. During the fiscal year 2022, the District purchased commercial insurance to cover general liabilities. Additional insurance information by coverage type follows.

Property Casualty Program

The District participated in the Texas Association of School Boards Risk Management Fund (the "Fund") with coverage in auto liability, auto physical damage, general liability, property and legal liability. The Fund was created and is operated under the provisions of the Interlocal Cooperation Act, Chapter 791 of the Texas Government Code. All members participating in the Fund execute Interlocal Agreements that define the responsibilities of the parties. There were no significant reductions in coverage in the past fiscal year and there were not settlements exceeding insurance coverage for each of the past three years.

The Fund purchases stop-loss coverage for protection against catastrophic and larger than anticipated claims for its auto, liability and property programs. The terms and limits of the stop-loss program vary by line coverage. The Fund uses the services of an independent actuary to determine the adequacy of reserves and fully funds those reserves. For the year ended August 31, 2022, the Fund anticipates the District has not additional liability beyond the contractual obligations for payment of contributions.

Workers' Compensation

During the year, the District met its statutory workers' compensation obligations through participation in the TASB Risk Management Fund (the Fund). The Fund was created and is operated under the provisions of the Interlocal Cooperation Act, Chapter 791 of the Texas Government Code. The Fund's Workers' Compensation Program is authorized by Chapter 504, Texas Labor Code. All members participating in the Fund execute Interlocal Agreements that define the responsibilities of the parties. The Fund provides statutory workers' compensation benefits to its members' injured employees.

The District participates in a partially self-funded workers' compensation plan by participating in the Claims Administrative Services, Inc. self-insured workers' compensation program administered by Texas Educational Insurance Association (the "Association"). The Association is a public entity risk pool currently operating as a common risk management and insurance program for member school districts. The main purpose of the Association is to partially self-insure certain workers compensation risks up to a agreed upon retention limit. The plan for workers' compensation benefits is authorized by Section 504.011 of the Labor Code. Claims are paid by a third party administrator acting on behalf of the District under the terms of a contractual agreement. Administrative fees are included within the provisions of that agreement. The liability of the workers' compensation self-insurance plan includes \$7,543 in estimated unpaid claims and additional estimated incurred but not reported claims of \$2,438. Costs are allocated to other funds and the retained earnings are fully reserved for self-funded insurance. Estimates of unpaid claims payable at August 31, 2022, are reflected as accounts and claims payable of the Fund (if material). The plan is funded to discharge liabilities of the fund as they become due.

Unemployment Compensation

During the year ended August 31, 2022, the District provided unemployment compensation coverage to its employees through participation in the TASB Risk Management Fund (the "Fund"). The Fund was created and is operated under the provisions of the Interlocal Cooperation Act, Chapter 791 of the Texas Government Code. The Fund's unemployment compensation program is authorized by Section 22.005 of the Texas Education Code and Chapter 172 of the Texas Local Government Code. All members participating in the Fund execute interlocal agreements that define the responsibilities of the parties.

The Fund meets its quarterly obligation to the Texas Workforce Commission. Expenses are accrued monthly until the quarterly payment has been made. Expenses can be reasonably estimated; therefore, there is no need for specific or aggregate stop-loss coverage for the unemployment compensation pool. For the year ended August 31, 2022, the Fund anticipates that the District has no additional liability beyond the contractual obligation for payment of contribution.

The Fund engages the services of an independent auditor to conduct a financial audit after the close of each year on August 31. The audit is accepted by the Fund's board of trustees in February of the following year. The Fund's audited financial statements as of August 31, 2022, are available on the TASB Risk Management Fund website and have been filed with the Texas Department of Insurance in Austin.

**S. GENERAL FUND FEDERAL SOURCE REVENUES**

Revenues from federal sources, which are reported in the General Fund, consist of:

Program or Service	Assistance Listing #	Amount
School health and related services	N/A	\$ 296,676
ESSER II - CRRSA	84.425D	122,526
ESSER III - ARP	84.425U	57,565
Total		<u>\$ 476,767</u>

**T. SUBSEQUENT EVENTS**

Management has evaluated subsequent events through January 16, 2023; the date which the financial statements were available for distribution. There were none noted.

**U. TAX ABATEMENTS**

On December 16, 2013, the District's Board of Trustees approved an Agreement with Logan's Gap Wind I, LLC (the "Applicant) for a Limitation on Appraised Value of Property for School District Maintenance and Operations Taxes pursuant to Chapter 313 of the Texas Tax Code, i.e., the Texas Economic Development Act, as set forth in Chapter 313 of the Texas Tax Code, as amended. Each company qualified for a tax limitation agreement under Texas Tax Code §313.024(b)(5), as renewable energy projects.

Value limitation agreements are a part of a state program, originally created in 2001, which allows school districts to limit the taxable value of an approved project for Maintenance and Operations (M&O) for a period of years specified in the statute. The project(s) under the Chapter 313 Agreement(s) must be consistent with the State’s goal to “encourage large scale capital investments in this state.” Chapter 313 of the Texas Tax Code grants eligibility to companies engaged in manufacturing, research and development, renewable electric energy production, clean coal projects, nuclear power generation and data centers.

In order to qualify for a value limitation agreement, each Applicant has been required to meet a series of capital investment, job creation, and wage requirements specified by state law. At the time of the Application’s approval, the Agreements were deemed to have done so by both the District’s Board of Trustees and the Texas Comptroller’s Office, which recommended approval of the projects. The Applications, the Agreements, and state reporting requirement documentation can be viewed at the Texas Comptroller’s website:

<https://www.comptroller.texas.gov/economy/local/ch313/agreement-docs.php>

After approval, each Applicant company must maintain a viable presence in the District for the entire period of the value limitation, plus a period of years thereafter. In addition, there are specific reporting requirements, which are monitored on an annual and biennial basis in order to ensure relevant job, wage, and operational requirements are being met.

In the event that an entity terminates the Agreement without the consent of the District, or in the event that the company or its successor-in-interest fails to comply in any material respect with the terms of the Agreement or to meet any material obligation under the Agreement, then the District shall be entitled to the recapture of all ad valorem tax revenue lost as a result of the Agreement together with the payment of penalty and interest on that recaptured ad valorem tax revenue. Penalties on said amounts shall be calculated in accordance with the methodology set forth in Texas Tax Code §33.01 (a), or its successor statute. Interest on said amounts shall be calculated in accordance with the methodology set forth in Texas Tax Code §33.01 (c), or its successor statute. The Agreement provides an administrative procedure to determine any company liability. Ultimately, enforcement of any payment obligation is through the local state district court.

As of the date of the audit report, the Applicant company is in full compliance with all of their obligations under law and the individual Agreement.

The following is a table related to the net benefit of the project to the District but does not include any (if applicable) interest and sinking impact.

Project:		Logan’s Gap Wind I, LLC (Application #335)				
First Year Value Limitation:		2016 tax year				
Tax Year 2021 (Fiscal Year 2021-22)						
(A) Project Value	(B) Project’s Value Limitation Amount	(C) Amount of Applicant’s M&O Taxes Paid	(D) Amount of Applicant’s M&O Taxes Reduced	(E) Company Revenue Loss Payment to School District	(F) Company Supplemental Payment to School District	(G) Net Benefit (Loss) to the School District (C+E+F)
\$ 97,931,260	\$ 10,000,000	\$ 101,600	\$ 893,382	\$ 0	\$ 114,728	\$ 216,328

**V. PRIOR PERIOD ADJUSTMENTS**

Prior period corrections were made to the District’s student and campus activity funds related to reporting in accordance with GASB 84 and general corrections of prior year balances. Corrections related to the District’s campus activity special revenue fund totaled (\$1,950) and for the student activity custodial fund totaled (\$14,119).

This page left intentionally blank.

*REQUIRED SUPPLEMENTARY INFORMATION*

This page left intentionally blank.

COMANCHE INDEPENDENT SCHOOL DISTRICT  
SCHEDULE OF REVENUES, EXPENDITURES, AND CHANGES IN FUND BALANCE  
BUDGET AND ACTUAL - GENERAL FUND  
FOR THE YEAR ENDED AUGUST 31, 2022

Data Control Codes	Budgeted Amounts		Actual Amounts (GAAP BASIS)	Variance With Final Budget Positive or (Negative)	
	Original	Final			
<b>REVENUES:</b>					
5700	Total Local and Intermediate Sources	\$ 5,237,510	\$ 5,687,410	\$ 5,720,380	\$ 32,970
5800	State Program Revenues	9,268,082	9,671,958	9,939,273	267,315
5900	Federal Program Revenues	100,000	455,000	476,767	21,767
5020	Total Revenues	14,605,592	15,814,368	16,136,420	322,052
<b>EXPENDITURES:</b>					
Current:					
0011	Instruction	7,805,664	7,504,532	7,488,196	16,336
0012	Instructional Resources and Media Services	66,070	56,070	51,494	4,576
0013	Curriculum and Instructional Staff Development	29,000	29,400	20,770	8,630
0021	Instructional Leadership	11,029	19,029	11,537	7,492
0023	School Leadership	592,771	627,771	618,300	9,471
0031	Guidance, Counseling, and Evaluation Services	387,154	367,154	357,055	10,099
0033	Health Services	114,733	114,733	110,891	3,842
0034	Student (Pupil) Transportation	735,811	685,811	666,929	18,882
0035	Food Services	30,033	30,033	28,495	1,538
0036	Extracurricular Activities	766,130	931,130	899,152	31,978
0041	General Administration	612,102	604,602	600,816	3,786
0051	Facilities Maintenance and Operations	1,896,491	1,566,491	1,581,619	(15,128)
0052	Security and Monitoring Services	94,960	119,960	100,522	19,438
0053	Data Processing Services	466,419	503,678	491,985	11,693
Debt Service:					
0071	Principal on Long-Term Liabilities	351,000	351,000	251,000	100,000
0072	Interest on Long-Term Liabilities	26,223	26,223	24,913	1,310
0073	Bond Issuance Cost and Fees	8,000	8,000	-	8,000
Capital Outlay:					
0081	Facilities Acquisition and Construction	2,126,412	1,816,412	1,739,677	76,735
Intergovernmental:					
0093	Payments to Fiscal Agent/Member Districts of SSA	252,814	232,814	227,881	4,933
0099	Other Intergovernmental Charges	194,525	179,525	173,892	5,633
6030	Total Expenditures	16,567,341	15,774,368	15,445,124	329,244
1100	Excess (Deficiency) of Revenues Over (Under) Expenditures	(1,961,749)	40,000	691,296	651,296
<b>OTHER FINANCING SOURCES (USES):</b>					
7912	Sale of Real and Personal Property	-	-	2,790	2,790
7915	Transfers In	2,021,763	391,758	-	(391,758)
8911	Transfers Out (Use)	(60,014)	(431,758)	(119,788)	311,970
7080	Total Other Financing Sources (Uses)	1,961,749	(40,000)	(116,998)	(76,998)
1200	Net Change in Fund Balances	-	-	574,298	574,298
0100	Fund Balance - September 1 (Beginning)	13,164,392	13,164,392	13,164,392	-
3000	Fund Balance - August 31 (Ending)	\$ 13,164,392	\$ 13,164,392	\$ 13,738,690	\$ 574,298

COMANCHE INDEPENDENT SCHOOL DISTRICT  
 SCHEDULE OF THE DISTRICT'S PROPORTIONATE SHARE OF THE NET PENSION LIABILITY  
 TEACHER RETIREMENT SYSTEM OF TEXAS  
 FOR THE YEAR ENDED AUGUST 31, 2022

	Measurement Year Ended August 31,							
	2021	2020	2019	2018	2017	2016	2015	2014
District's Proportion of the Net Pension Liability (Asset)	0.0067207496%	0.0066806635%	0.0063177824%	0.0066267666%	0.0065632490%	0.0072316869%	0.0058118000%	0.0031791000%
District's Proportionate Share of Net Pension Liability (Asset)	\$ 1,711,537	\$ 3,578,027	\$ 3,284,181	\$ 3,647,533	\$ 2,098,573	\$ 2,732,747	\$ 2,054,394	\$ 849,182
States Proportionate Share of the Net Pension Liability (Asset) associated with the District	3,332,116	7,201,867	6,482,396	7,130,879	4,370,338	5,060,613	4,965,669	4,216,673
<b>Total</b>	<b>\$ 5,043,653</b>	<b>\$ 10,779,894</b>	<b>\$ 9,766,577</b>	<b>\$ 10,778,412</b>	<b>\$ 6,468,911</b>	<b>\$ 7,793,360</b>	<b>\$ 7,020,063</b>	<b>\$ 5,065,855</b>
District's Covered Payroll	\$ 9,381,418	\$ 9,335,008	\$ 8,201,390	\$ 8,095,136	\$ 7,963,021	\$ 7,723,141	\$ 6,940,818	\$ 6,804,258
District's Proportionate Share of the Net Pension Liability (Asset) as a percentage of its Covered Payroll	18.24%	38.33%	40.04%	45.06%	26.35%	35.38%	29.60%	12.48%
Plan Fiduciary Net Position as a % of Total Pension Liability	88.79%	75.54%	75.24%	73.74%	82.17%	78.00%	78.43%	83.25%

Note: Only eight years of data is presented in accordance with GASB #68, paragraph 138. "The information for all periods for the 10-year schedules that are required to be presented as required supplementary information may not be available initially. In these cases, during the transition period, that information should be presented for as many years as are available. The schedules should not include information that is not measured in accordance with the requirements of this Statement."



COMANCHE INDEPENDENT SCHOOL DISTRICT  
 SCHEDULE OF THE DISTRICT'S CONTRIBUTIONS FOR PENSIONS  
 TEACHER RETIREMENT SYSTEM OF TEXAS  
 FOR THE YEAR ENDED AUGUST 31, 2022

	Fiscal Year Ended August 31,							
	2022	2021	2020	2019	2018	2017	2016	2015
Contractually Required Contribution	\$ 403,697	\$ 286,806	\$ 275,949	\$ 221,130	\$ 223,875	\$ 214,541	\$ 191,688	\$ 168,607
Contribution in Relation to Contractually Required Contribution	(403,697)	(286,806)	(275,949)	(221,130)	(223,875)	(214,541)	(191,688)	(168,607)
Contribution Deficiency (Excess)	\$ -	\$ -	\$ -	\$ -	\$ -	\$ -	\$ -	\$ -
District's Covered Payroll	\$ 10,193,216	\$ 9,381,418	\$ 9,335,008	\$ 8,201,390	\$ 8,095,136	\$ 7,963,021	\$ 7,723,141	\$ 6,940,018
Contributions as a % of Covered Payroll	3.96%	3.06%	2.96%	2.70%	2.77%	2.69%	2.48%	2.43%

Note: Only eight years of data is presented in accordance with GASB #68, paragraph 138. "The information for all periods for the 10-year schedules that are required to be presented as required supplementary information may not be available initially. In these cases, during the transition period, that information should be presented for as many years as are available. The schedules should not include information that is not measured in accordance with the requirements of this Statement."

COMANCHE INDEPENDENT SCHOOL DISTRICT  
SCHEDULE OF THE DISTRICT'S PROPORTIONATE SHARE OF THE NET OPEB LIABILITY  
TEACHER RETIREMENT SYSTEM OF TEXAS  
FOR THE YEAR ENDED AUGUST 31, 2022

	Measurement Year Ended August 31,				
	2021	2020	2019	2018	2017
District's Proportion of the Net OPEB Liability (Asset)	0.0112119764%	0.0113102760%	0.0102120095%	0.0109682141%	0.0108926483%
District's Proportionate Share of the Net OPEB Liability (Asset)	\$ 4,324,960	\$ 4,299,547	\$ 4,829,385	\$ 5,476,530	\$ 4,736,804
State's Proportionate Share of the Net OPEB Liability (Asset) associated with the District	5,794,483	5,777,560	6,417,172	6,603,343	5,957,110
Total	<u>\$ 10,119,443</u>	<u>\$ 10,077,107</u>	<u>\$ 11,246,557</u>	<u>\$ 12,079,873</u>	<u>\$ 10,693,914</u>
District's Covered Payroll	\$ 9,381,418	\$ 9,335,008	\$ 8,201,390	\$ 8,095,136	\$ 7,963,021
District's Proportionate Share of the Net OPEB Liability (Asset) as a percentage of its Covered Payroll	46.10%	46.06%	58.88%	67.65%	59.49%
Plan Fiduciary Net Position as a % of Total OPEB Liability	6.18%	4.99%	2.66%	1.57%	0.91%

Note: Only five years of data is presented in accordance with GASB #75, paragraph 245. "The information for all fiscal years for the 10-year schedules that are required to be presented as required supplementary information may not be available initially. In these cases, during the transition period, that information should be presented for as many years as are available. The schedules should not include information that is not measured in accordance with the requirements of this Statement."

COMANCHE INDEPENDENT SCHOOL DISTRICT  
SCHEDULE OF THE DISTRICT'S OPEB CONTRIBUTIONS  
TEACHER RETIREMENT SYSTEM OF TEXAS  
FOR THE YEAR ENDED AUGUST 31, 2022

	Fiscal Year Ended August 31,				
	2022	2021	2020	2019	2018
Contractually Required Contribution	\$ 104,389	\$ 87,591	\$ 86,204	\$ 72,478	\$ 61,120
Contribution in Relation to Contractually Required Contribution	<u>(104,389)</u>	<u>(87,591)</u>	<u>(86,204)</u>	<u>(72,478)</u>	<u>(61,120)</u>
Contribution Deficiency (Excess)	<u>\$ -</u>	<u>\$ -</u>	<u>\$ -</u>	<u>\$ -</u>	<u>\$ -</u>
District's Covered Payroll	\$ 10,193,216	\$ 9,381,418	\$ 9,335,008	\$ 8,201,390	\$ 8,095,136
Contributions as a % of Covered Payroll	1.02%	0.93%	0.92%	0.88%	0.76%

Note: Only five years of data is presented in accordance with GASB #75, paragraph 245. "The information for all fiscal years for the 10-year schedules that are required to be presented as required supplementary information may not be available initially. In these cases, during the transition period, that information should be presented for as many years as are available. The schedules should not include information that is not measured in accordance with the requirements of this Statement."

COMANCHE INDEPENDENT SCHOOL DISTRICT  
NOTES TO REQUIRED SUPPLEMENTARY INFORMATION  
FOR THE YEAR ENDED AUGUST 31, 2022

Budget

The official budget was prepared for adoption for all Governmental Fund Types. The budget was prepared in accordance with accounting practices generally accepted in the United States of America. The following procedures are followed in establishing the budgetary data.:

- a. Prior to August 20 of the preceding fiscal year, the District prepares a budget for the next succeeding fiscal year. The operating budget includes proposed expenditures and the means of financing them.
- b. A meeting of the Board is then called for the purpose of adopting the proposed budget after ten days' public notice of the meeting has been given.
- c. Prior to the beginning of the fiscal year, the budget is legally enacted through passage of a resolution by the Board.

Once a budget is approved, it can be amended at function and fund level only by approval of a majority of the members of the Board. Amendments are presented to the Board at its regular meetings.

Each amendment must have Board approval. Such amendments are made before the fact, are reflected in the official minutes of the Board and are not made after fiscal year end as required by law.

Each amendment is controlled by the budget coordinator at the revenue and expenditure function/object level.

Budgeted amounts are as amended by the Board. All budget appropriations lapse at year end.

Encumbrances for goods or purchased services are documented by purchase orders or contracts. Under Texas law, appropriations lapse at August 31, and encumbrances outstanding at that time are to be either cancelled or appropriately provided for in the subsequent year's budget. There were no end-of-year outstanding encumbrances that were provided for in the subsequent year's budget.

Defined Benefit Pension Plan

*Changes of benefit terms.*

There were no changes of benefit terms that affected measurement of the total pension liability during the measurement period.

*Changes of assumptions.*

There were no changes of assumptions that affected measurement of the total pension liability during the measurement period.

Other Post-Employment Benefit Plan

*Changes of benefit terms.*

There were no changes of benefit terms that affected measurement of the total OPEB liability during the measurement period.

*Changes of assumptions.*

See Footnote J page 38 for changes in assumptions that affected measurement of the total OPEB liability during the measurement period.

*COMBINING SCHEDULES*

COMANCHE INDEPENDENT SCHOOL DISTRICT  
 COMBINING BALANCE SHEET  
 NONMAJOR GOVERNMENTAL FUNDS  
 AUGUST 31, 2022

Data Control Codes	205	206	211	212
	Head Start	ESSA, IX, A Homeless Children Ed.	ESEA I, A Improving Basic Program	ESEA Title I Part C Migrant
<b>ASSETS</b>				
1110 Cash and Cash Equivalents	\$ -	\$ -	\$ -	\$ 1,435
1220 Property Taxes - Delinquent	-	-	-	-
1230 Allowance for Uncollectible Taxes	-	-	-	-
1240 Due from Other Governments	112,794	-	66,746	-
1000 Total Assets	<u>\$ 112,794</u>	<u>\$ -</u>	<u>\$ 66,746</u>	<u>\$ 1,435</u>
<b>LIABILITIES</b>				
2110 Accounts Payable	\$ -	\$ -	\$ -	\$ -
2160 Accrued Wages Payable	42,158	-	30,637	1,289
2170 Due to Other Funds	65,816	-	32,631	-
2200 Accrued Expenditures	4,820	-	3,478	146
2300 Unearned Revenue	-	-	-	-
2000 Total Liabilities	<u>112,794</u>	<u>-</u>	<u>66,746</u>	<u>1,435</u>
<b>DEFERRED INFLOWS OF RESOURCES</b>				
2601 Unavailable Revenue - Property Taxes	-	-	-	-
2600 Total Deferred Inflows of Resources	<u>-</u>	<u>-</u>	<u>-</u>	<u>-</u>
<b>FUND BALANCES</b>				
Restricted Fund Balance:				
3450 Federal or State Funds Grant Restriction	-	-	-	-
3480 Retirement of Long-Term Debt	-	-	-	-
Assigned Fund Balance:				
3590 Other Assigned Fund Balance	-	-	-	-
3000 Total Fund Balances	<u>-</u>	<u>-</u>	<u>-</u>	<u>-</u>
4000 Total Liabilities, Deferred Inflows & Fund Balances	<u>\$ 112,794</u>	<u>\$ -</u>	<u>\$ 66,746</u>	<u>\$ 1,435</u>

224 IDEA - Part B Formula	240 National Breakfast and Lunch Program	255 ESEA II,A Training and Recruiting	270 ESEA V, B,2 Rural & Low Income	281 ESSER II CRRSA Act Supplemental	282 ESSER III ARP Act	289 Other Federal Special Revenue Funds	397 Advanced Placement Incentives
\$ 9,596	\$ 307,488	\$ -	\$ -	\$ -	\$ -	\$ -	\$ -
-	-	-	-	-	-	-	-
-	-	-	-	-	-	-	-
-	84,911	-	13,561	24,902	78,559	19,297	-
<u>\$ 9,596</u>	<u>\$ 392,399</u>	<u>\$ -</u>	<u>\$ 13,561</u>	<u>\$ 24,902</u>	<u>\$ 78,559</u>	<u>\$ 19,297</u>	<u>\$ -</u>
\$ -	\$ 244	\$ -	\$ -	\$ -	\$ -	\$ -	\$ -
8,615	36,644	-	-	-	61,317	-	-
-	-	-	13,561	24,902	10,657	19,297	-
981	782	-	-	-	6,585	-	-
-	16,922	-	-	-	-	-	-
<u>9,596</u>	<u>54,592</u>	<u>-</u>	<u>13,561</u>	<u>24,902</u>	<u>78,559</u>	<u>19,297</u>	<u>-</u>
-	-	-	-	-	-	-	-
-	-	-	-	-	-	-	-
-	337,807	-	-	-	-	-	-
-	-	-	-	-	-	-	-
-	-	-	-	-	-	-	-
-	337,807	-	-	-	-	-	-
<u>\$ 9,596</u>	<u>\$ 392,399</u>	<u>\$ -</u>	<u>\$ 13,561</u>	<u>\$ 24,902</u>	<u>\$ 78,559</u>	<u>\$ 19,297</u>	<u>\$ -</u>

COMANCHE INDEPENDENT SCHOOL DISTRICT  
 COMBINING BALANCE SHEET  
 NONMAJOR GOVERNMENTAL FUNDS  
 AUGUST 31, 2022

Data Control Codes	410 State Instructional Materials	429 Other State Special Revenue Funds	461 Campus Activity Funds	499 Other Local Special Revenue Funds
<b>ASSETS</b>				
1110 Cash and Cash Equivalents	\$ -	\$ -	\$ 101,556	\$ -
1220 Property Taxes - Delinquent	-	-	-	-
1230 Allowance for Uncollectible Taxes	-	-	-	-
1240 Due from Other Governments	9,645	64	-	-
1000 Total Assets	<u>\$ 9,645</u>	<u>\$ 64</u>	<u>\$ 101,556</u>	<u>\$ -</u>
<b>LIABILITIES</b>				
2110 Accounts Payable	\$ 5,165	\$ -	\$ -	\$ -
2160 Accrued Wages Payable	-	-	-	-
2170 Due to Other Funds	4,480	64	-	-
2200 Accrued Expenditures	-	-	-	-
2300 Unearned Revenue	-	-	-	-
2000 Total Liabilities	<u>9,645</u>	<u>64</u>	<u>-</u>	<u>-</u>
<b>DEFERRED INFLOWS OF RESOURCES</b>				
2601 Unavailable Revenue - Property Taxes	-	-	-	-
2600 Total Deferred Inflows of Resources	<u>-</u>	<u>-</u>	<u>-</u>	<u>-</u>
<b>FUND BALANCES</b>				
Restricted Fund Balance:				
3450 Federal or State Funds Grant Restriction	-	-	-	-
3480 Retirement of Long-Term Debt	-	-	-	-
Assigned Fund Balance:				
3590 Other Assigned Fund Balance	-	-	101,556	-
3000 Total Fund Balances	<u>-</u>	<u>-</u>	<u>101,556</u>	<u>-</u>
4000 Total Liabilities, Deferred Inflows & Fund Balances	<u>\$ 9,645</u>	<u>\$ 64</u>	<u>\$ 101,556</u>	<u>\$ -</u>



Total Nonmajor Special Revenue Funds	599 Debt Service Fund	Total Nonmajor Governmental Funds
\$ 420,075	\$ 302,511	\$ 722,586
-	40,919	40,919
-	(20,700)	(20,700)
410,479	2,834	413,313
<u>\$ 830,554</u>	<u>\$ 325,564</u>	<u>\$ 1,156,118</u>
\$ 5,409	\$ -	\$ 5,409
180,660	-	180,660
171,408	-	171,408
16,792	-	16,792
16,922	-	16,922
<u>391,191</u>	<u>-</u>	<u>391,191</u>
-	20,219	20,219
<u>-</u>	<u>20,219</u>	<u>20,219</u>
337,807	-	337,807
-	305,345	305,345
101,556	-	101,556
<u>439,363</u>	<u>305,345</u>	<u>744,708</u>
<u>\$ 830,554</u>	<u>\$ 325,564</u>	<u>\$ 1,156,118</u>

COMANCHE INDEPENDENT SCHOOL DISTRICT  
 COMBINING STATEMENT OF REVENUES, EXPENDITURES AND CHANGES IN  
 FUND BALANCES - NONMAJOR GOVERNMENTAL FUNDS  
 FOR THE YEAR ENDED AUGUST 31, 2022

Data Control Codes	205	206	211	212
	Head Start	ESSA, IX, A Homeless Children Ed.	ESEA I, A Improving Basic Program	ESEA Title I Part C Migrant
<b>REVENUES:</b>				
5700 Total Local and Intermediate Sources	\$ -	\$ -	\$ -	\$ -
5800 State Program Revenues	-	-	-	-
5900 Federal Program Revenues	657,376	99	307,983	29,106
5020 Total Revenues	657,376	99	307,983	29,106
<b>EXPENDITURES:</b>				
Current:				
0011 Instruction	502,369	99	307,983	26,467
0012 Instructional Resources and Media Services	-	-	-	-
0013 Curriculum and Instructional Staff Development	1,217	-	-	2,639
0021 Instructional Leadership	-	-	-	-
0023 School Leadership	100,159	-	-	-
0031 Guidance, Counseling, and Evaluation Services	-	-	-	-
0032 Social Work Services	53,631	-	-	-
0033 Health Services	-	-	-	-
0034 Student (Pupil) Transportation	-	-	-	-
0035 Food Services	-	-	-	-
0036 Extracurricular Activities	-	-	-	-
0041 General Administration	-	-	-	-
0051 Facilities Maintenance and Operations	-	-	-	-
0052 Security and Monitoring Services	-	-	-	-
0053 Data Processing Services	-	-	-	-
Debt Service:				
0071 Principal on Long-Term Liabilities	-	-	-	-
0072 Interest on Long-Term Liabilities	-	-	-	-
0073 Bond Issuance Cost and Fees	-	-	-	-
6030 Total Expenditures	657,376	99	307,983	29,106
1100 Excess (Deficiency) of Revenues Over (Under) Expenditures	-	-	-	-
<b>OTHER FINANCING SOURCES (USES):</b>				
7915 Transfers In	-	-	-	-
1200 Net Change in Fund Balance	-	-	-	-
0100 Fund Balance - September 1 (Beginning)	-	-	-	-
1300 Increase (Decrease) in Fund Balance	-	-	-	-
3000 Fund Balance - August 31 (Ending)	\$ -	\$ -	\$ -	\$ -

224 IDEA - Part B Formula	240 National Breakfast and Lunch Program	255 ESEA II,A Training and Recruiting	270 ESEA V, B,2 Rural & Low Income	281 ESSER II CRRSA Act Supplemental	282 ESSER III ARP Act	289 Other Federal Special Revenue Funds	397 Advanced Placement Incentives
\$ -	\$ 123,949	\$ -	\$ -	\$ -	\$ -	\$ -	-
-	2,081	-	-	-	-	-	6
87,352	1,126,851	31,770	29,859	1,022,413	482,870	19,297	-
87,352	1,252,881	31,770	29,859	1,022,413	482,870	19,297	6
87,352	-	17,300	29,859	863,939	175,212	19,297	6
-	-	-	-	2,258	-	-	-
-	-	14,470	-	-	490	-	-
-	-	-	-	3,978	175,535	-	-
-	-	-	-	21,625	66,325	-	-
-	-	-	-	12,508	33,983	-	-
-	-	-	-	2,258	-	-	-
-	-	-	-	9,614	-	-	-
-	-	-	-	10,835	-	-	-
-	1,110,879	-	-	41,532	-	-	-
-	-	-	-	-	-	-	-
-	-	-	-	13,512	-	-	-
-	-	-	-	25,967	31,325	-	-
-	-	-	-	-	-	-	-
-	-	-	-	14,387	-	-	-
-	-	-	-	-	-	-	-
-	-	-	-	-	-	-	-
-	-	-	-	-	-	-	-
87,352	1,110,879	31,770	29,859	1,022,413	482,870	19,297	6
-	142,002	-	-	-	-	-	-
-	-	-	-	-	-	-	-
-	142,002	-	-	-	-	-	-
-	195,805	-	-	-	-	-	-
-	-	-	-	-	-	-	-
\$ -	\$ 337,807	\$ -	\$ -	\$ -	\$ -	\$ -	-

COMANCHE INDEPENDENT SCHOOL DISTRICT  
 COMBINING STATEMENT OF REVENUES, EXPENDITURES AND CHANGES IN  
 FUND BALANCES - NONMAJOR GOVERNMENTAL FUNDS  
 FOR THE YEAR ENDED AUGUST 31, 2022

Data Control Codes	410 State Instructional Materials	429 Other State Special Revenue Funds	461 Campus Activity Funds	499 Other Local Special Revenue Funds
<b>REVENUES:</b>				
5700 Total Local and Intermediate Sources	\$ -	\$ -	\$ 173,256	\$ 7,500
5800 State Program Revenues	47,289	63,438	-	-
5900 Federal Program Revenues	-	-	-	-
5020 Total Revenues	47,289	63,438	173,256	7,500
<b>EXPENDITURES:</b>				
Current:				
0011 Instruction	167,077	19,064	-	5,524
0012 Instructional Resources and Media Services	-	-	-	-
0013 Curriculum and Instructional Staff Development	-	32,048	-	-
0021 Instructional Leadership	-	-	-	-
0023 School Leadership	-	-	-	-
0031 Guidance, Counseling, and Evaluation Services	-	-	-	-
0032 Social Work Services	-	-	-	-
0033 Health Services	-	-	-	1,976
0034 Student (Pupil) Transportation	-	-	-	-
0035 Food Services	-	-	-	-
0036 Extracurricular Activities	-	-	140,361	-
0041 General Administration	-	-	-	-
0051 Facilities Maintenance and Operations	-	-	-	-
0052 Security and Monitoring Services	-	12,326	-	-
0053 Data Processing Services	-	-	-	-
Debt Service:				
0071 Principal on Long-Term Liabilities	-	-	-	-
0072 Interest on Long-Term Liabilities	-	-	-	-
0073 Bond Issuance Cost and Fees	-	-	-	-
6030 Total Expenditures	167,077	63,438	140,361	7,500
1100 Excess (Deficiency) of Revenues Over (Under) Expenditures	(119,788)	-	32,895	-
<b>OTHER FINANCING SOURCES (USES):</b>				
7915 Transfers In	119,788	-	-	-
1200 Net Change in Fund Balance	-	-	32,895	-
0100 Fund Balance - September 1 (Beginning)	-	-	70,611	-
1300 Increase (Decrease) in Fund Balance	-	-	(1,950)	-
3000 Fund Balance - August 31 (Ending)	\$ -	\$ -	\$ 101,556	\$ -

Total Nonmajor Special Revenue Funds	599 Debt Service Fund	Total Nonmajor Governmental Funds
\$ 304,705	\$ 879,143	\$ 1,183,848
112,814	17,909	130,723
3,794,976	-	3,794,976
4,212,495	897,052	5,109,547
2,221,548	-	2,221,548
2,258	-	2,258
50,864	-	50,864
179,513	-	179,513
188,109	-	188,109
46,491	-	46,491
55,889	-	55,889
11,590	-	11,590
10,835	-	10,835
1,152,411	-	1,152,411
140,361	-	140,361
13,512	-	13,512
57,292	-	57,292
12,326	-	12,326
14,387	-	14,387
-	480,000	480,000
-	256,414	256,414
-	2,933	2,933
4,157,386	739,347	4,896,733
55,109	157,705	212,814
119,788	-	119,788
174,897	157,705	332,602
266,416	147,640	414,056
(1,950)	-	(1,950)
\$ 439,363	\$ 305,345	\$ 744,708

This page left intentionally blank.

*REQUIRED TEA SCHEDULES*

COMANCHE INDEPENDENT SCHOOL DISTRICT  
SCHEDULE OF DELINQUENT TAXES RECEIVABLE  
FISCAL YEAR ENDED AUGUST 31, 2022

Last 10 Years Ended August 31	(1)	(2)	(3)
	Tax Rates		Assessed/Appraised Value for School Tax Purposes
	Maintenance	Debt Service	
2013 and prior years	Various	Various	\$ Various
2014	1.040000	0.209730	258,319,868
2015	1.040000	0.209730	264,778,875
2016	1.170000	0.079730	274,718,619
2017	1.170000	0.079730	291,412,054
2018	1.170000	0.079730	312,116,058
2019	1.170000	0.079730	390,345,159
2020	1.068350	0.138190	449,731,983
2021	1.038400	0.146300	466,554,360
2022 (School year under audit)	1.016000	0.146300	497,498,058
1000	TOTALS		

\$585,429,318 is the assessed valuation for interest and sinking fund purposes. The assessed valuation for maintenance and operations is limited pursuant to Chapter 313 of the Property Tax Code for Windfarm Properties.



(10) Beginning Balance 9/1/2021	(20) Current Year's Total Levy	(31) Maintenance Collections	(32) Debt Service Collections	(40) Entire Year's Adjustments	(50) Ending Balance 8/31/2022
\$ 74,992	\$ -	\$ 317	\$ 38	\$ (1,965)	\$ 72,672
13,275	-	218	44	-	13,013
15,379	-	766	154	-	14,459
16,273	-	1,227	84	-	14,962
16,065	-	1,826	125	-	14,114
23,373	-	2,899	198	(113)	20,163
40,353	-	8,739	596	(180)	30,838
52,124	-	12,520	1,619	(1,499)	36,486
270,636	-	99,380	14,001	(113,698)	43,557
-	5,911,063	4,995,696	848,004	50,849	118,212
<u>\$ 522,470</u>	<u>\$ 5,911,063</u>	<u>\$ 5,123,588</u>	<u>\$ 864,863</u>	<u>\$ (66,606)</u>	<u>\$ 378,476</u>

COMANCHE INDEPENDENT SCHOOL DISTRICT  
 SCHEDULE OF REVENUES, EXPENDITURES, AND CHANGES IN FUND BALANCE  
 BUDGET AND ACTUAL - CHILD NUTRITION PROGRAM  
 FOR THE YEAR ENDED AUGUST 31, 2022

Data Control Codes	Budgeted Amounts		Actual Amounts (GAAP BASIS)	Variance With Final Budget Positive or (Negative)
	Original	Final		
REVENUES:				
5700 Total Local and Intermediate Sources	\$ 79,450	\$ 120,000	\$ 123,949	\$ 3,949
5800 State Program Revenues	4,500	10,500	2,081	(8,419)
5900 Federal Program Revenues	799,500	950,000	1,126,851	176,851
5020 Total Revenues	883,450	1,080,500	1,252,881	172,381
EXPENDITURES:				
Current:				
0035 Food Services	943,464	1,028,099	1,110,879	(82,780)
6030 Total Expenditures	943,464	1,028,099	1,110,879	(82,780)
1100 Excess (Deficiency) of Revenues Over (Under) Expenditures	(60,014)	52,401	142,002	89,601
OTHER FINANCING SOURCES (USES):				
7915 Transfers In	60,014	40,000	-	(40,000)
1200 Net Change in Fund Balances	-	92,401	142,002	49,601
0100 Fund Balance - September 1 (Beginning)	195,805	195,805	195,805	-
3000 Fund Balance - August 31 (Ending)	\$ 195,805	\$ 288,206	\$ 337,807	\$ 49,601

COMANCHE INDEPENDENT SCHOOL DISTRICT  
SCHEDULE OF REVENUES, EXPENDITURES, AND CHANGES IN FUND BALANCE  
BUDGET AND ACTUAL - DEBT SERVICE FUND  
FOR THE YEAR ENDED AUGUST 31, 2022

Data Control Codes	Budgeted Amounts		Actual Amounts (GAAP BASIS)	Variance With Final Budget Positive or (Negative)
	Original	Final		
REVENUES:				
5700 Total Local and Intermediate Sources	\$ 750,160	\$ 876,000	\$ 879,143	\$ 3,143
5800 State Program Revenues	18,001	16,500	17,909	1,409
5020 Total Revenues	768,161	892,500	897,052	4,552
EXPENDITURES:				
Debt Service:				
0071 Principal on Long-Term Liabilities	510,247	510,247	480,000	30,247
0072 Interest on Long-Term Liabilities	256,414	256,414	256,414	-
0073 Bond Issuance Cost and Fees	1,500	1,500	2,933	(1,433)
6030 Total Expenditures	768,161	768,161	739,347	28,814
1200 Net Change in Fund Balances	-	124,339	157,705	33,366
0100 Fund Balance - September 1 (Beginning)	147,640	147,640	147,640	-
3000 Fund Balance - August 31 (Ending)	\$ 147,640	\$ 271,979	\$ 305,345	\$ 33,366

COMANCHE INDEPENDENT SCHOOL DISTRICT  
 USE OF FUNDS REPORT - SELECT STATE ALLOTMENT PROGRAMS  
 FOR THE YEAR ENDED AUGUST 31, 2022

---

**Section A: Compensatory Education Programs**

AP1	Did your LEA expend any state compensatory education program state allotment funds during the district's fiscal year?	Yes
AP2	Does the LEA have written policies and procedures for its state compensatory education program?	Yes
AP3	List the total state allotment funds received for state compensatory education programs during the district's fiscal year.	1136520
AP4	List the actual direct program expenditures for state compensatory education programs during the LEA's fiscal year.	735581

**Section B: Bilingual Education Programs**

AP5	Did your LEA expend any bilingual education program state allotment funds during the LEA's fiscal year?	Yes
AP6	Does the LEA have written policies and procedures for its bilingual education program?	Yes
AP7	List the total state allotment funds received for bilingual education programs during the LEA's fiscal year.	118789
AP8	List the actual direct program expenditures for bilingual education programs during the LEA's fiscal year. (PICs 25,35)	135563

*OVERALL COMPLIANCE AND INTERNAL CONTROLS SECTION*

This page left intentionally blank.

**INDEPENDENT AUDITOR'S REPORT ON INTERNAL CONTROL OVER FINANCIAL REPORTING AND ON COMPLIANCE AND OTHER MATTERS BASED ON AN AUDIT OF FINANCIAL STATEMENTS PERFORMED IN ACCORDANCE WITH GOVERNMENT AUDITING STANDARDS**

Board of Trustees  
Comanche Independent School District  
200 East Highland  
Comanche, Texas 76442

I have audited, in accordance with the auditing standards generally accepted in the United States of America and the standards applicable to financial audits contained in *Government Auditing Standards* issued by the Comptroller General of the United States, the financial statements of the governmental activities, each major fund, and the aggregate remaining fund information of Comanche Independent School District (the "District") as of and for the year ended August 31, 2022, and the related notes to the financial statements, which collectively comprise the District's basic financial statements, and have issued my report thereon dated January 16, 2023.

Report on Internal Control Over Financial Reporting

In planning and performing my audit of the financial statements, I considered the District's internal control over financial reporting (internal control) to determine the audit procedures that are appropriate in the circumstances for the purpose of expressing my opinions on the financial statements, but not for the purpose of expressing an opinion on the effectiveness of the District's internal control. Accordingly, I do not express an opinion on the effectiveness of the District's internal control.

A *deficiency in internal control* exists when the design or operation of a control does not allow management or employees, in the normal course of performing their assigned functions, to prevent, or detect and correct, misstatements on a timely basis. A *material weakness* is a deficiency, or combination of deficiencies, in internal control, such that there is a reasonable possibility that a material misstatement of the entity's financial statements will not be prevented, or detected and corrected on a timely basis. A *significant deficiency* is a deficiency, or a combination of deficiencies, in internal control that is less severe than a material weakness, yet important enough to merit attention by those charged with governance.

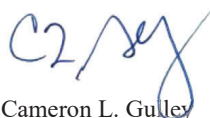
My consideration of internal control was for the limited purpose described in the first paragraph of this section and was not designed to identify all deficiencies in internal control that might be material weaknesses or significant deficiencies. Given these limitations, during my audit I did not identify any deficiencies in internal control that I consider to be material weaknesses. However, material weaknesses may exist that have not been identified.

Report on Compliance and Other Matters

As part of obtaining reasonable assurance about whether the District's financial statements are free of material misstatement, I performed tests of its compliance with certain provisions of laws, regulations, contracts, and grant agreements, noncompliance with which could have a direct and material effect on the determination of financial statement amounts. However, providing an opinion on compliance with those provisions was not an objective of my audit and, accordingly, I do not express such an opinion. The results of my tests disclosed no instances of noncompliance or other matters that are required to be reported under *Government Auditing Standards*.

Purpose of this Report

The purpose of this report is solely to describe the scope of my testing of internal control and compliance and the results of that testing, and not to provide an opinion on the effectiveness of the District's internal control or on compliance. This report is an integral part of an audit performed in accordance with *Government Auditing Standards* in considering the District's internal control and compliance. Accordingly, this communication is not suitable for any other purpose.



Cameron L. Gulley  
Certified Public Accountant  
Eastland, Texas

January 16, 2023

This page left intentionally blank.



COMANCHE INDEPENDENT SCHOOL DISTRICT  
SUMMARY SCHEDULE OF PRIOR AUDIT FINDINGS  
FOR THE YEAR ENDED AUGUST 31, 2022

Finding	Statement of Condition	Material Weakness?	Questioned Costs
	None.		

This page left intentionally blank.

COMANCHE INDEPENDENT SCHOOL DISTRICT  
*SCHEDULE OF FINDINGS AND QUESTIONED COSTS  
 FOR THE YEAR ENDED AUGUST 31, 2022*

I. Summary of Auditor's Results

A. Financial Statements

Type of auditor's report issued:	Unmodified.
Internal control over financial reporting:	
Material weakness(es) identified?	No.
Significant deficiency(ies) identified that are not considered to be material weaknesses?	None reported.
Noncompliance material to financial statements noted?	No.

B. Federal Awards

Type of auditor's report issued on compliance for major programs:	Unmodified.
Internal control over major programs:	
Material weakness(es) identified?	No.
Significant deficiency(ies) identified that are not considered to be material weaknesses?	None reported.
Any audit findings disclosed that are required to be reported in accordance with Title 2 U.S. Code of Federal Regulations (CFR) Part 200?	No.

Major programs are as follows:

84.425D - ESSER II CRRSA	\$ 1,144,939.
84.425U - ESSER III ARP	<u>540,435.</u>
Total Child Nutrition Cluster	<u>\$ 1,685,374.</u>

Threshold used to distinguish between type A and type B programs:	\$ 750,000.
---	-------------

Auditee qualified as low-risk auditee?	Yes.
--	------

II. Findings Relating to the Financial Statements which are Required to be Reported in Accordance with Generally Accepted Government Auditing Standards

None.

III. Findings and Questioned Costs for Federal Awards

None.

COMANCHE INDEPENDENT SCHOOL DISTRICT  
*CORRECTIVE ACTION PLAN*  
*FOR THE YEAR ENDED AUGUST 31, 2022*

None required.

*FEDERAL AWARDS SECTION*

This page left intentionally blank.

**INDEPENDENT AUDITOR'S REPORT ON COMPLIANCE FOR EACH MAJOR  
PROGRAM AND ON INTERNAL CONTROL OVER COMPLIANCE  
REQUIRED BY THE UNIFORM GUIDANCE**

Board of Trustees  
Comanche Independent School District  
200 East Highland  
Comanche, Texas 76442

**Report on Compliance for Each Major Federal Program**

***Opinion on Each Major Federal Program***

I have audited Comanche Independent School District's (the "District") compliance with the types of compliance requirements identified as subject to audit in the OMB *Compliance Supplement* that could have a direct and material effect on each of the District's major federal programs for the year ended August 31, 2022. The District's major federal programs are identified in the summary of auditor's results section of the accompanying schedule of findings and questioned costs.

In my opinion, the District complied, in all material respects, with the compliance requirements referred to above that could have a direct and material effect on each of its major federal programs for the year ended August 31, 2022.

***Basis for Opinion on Each Major Federal Program***

I conducted my audit of compliance in accordance with auditing generally accepted in the United States of America (GAAS); the standards applicable to financial audits contained in *Government Auditing Standards* issued by the Comptroller General of the United States (*Government Auditing Standards*); and the audit requirements of Title 2 U.S. Code of Federal Regulations Part 200, *Uniform Administrative Requirements, Cost Principles, and Audit Requirements for Federal Awards* (Uniform Guidance). My responsibilities under those standards and the Uniform Guidance are further described in the Auditor's Responsibilities for the Audit of Compliance section of my report.

I am required to be independent of the District and to meet my other ethical responsibilities, in accordance with relevant ethical requirements relating to my audit. I believe that the audit evidence I have obtained is sufficient and appropriate to provide a basis for my opinion on compliance for each major federal program. My audit does not provide a legal determination of the District's compliance with the compliance requirements referred to above.

***Responsibilities of Management for Compliance***

Management is responsible for compliance with the requirements referred to above and for the design, implementation, and maintenance of effective internal control over compliance with the requirements of laws, statutes, regulations, rules, and provisions of contracts or grant agreements applicable to the District's federal programs.

***Auditor's Responsibilities for the Audit of Compliance***

My objectives are to obtain reasonable assurance about whether material noncompliance with the compliance requirements referred to above occurred, whether due to fraud or error, and express an opinion on the District's compliance based on my audit. Reasonable assurance is a high level of assurance but is not absolute assurance and therefore is not a guarantee that an audit conducted in accordance with generally accepted auditing standards, *Government Auditing Standards*, and the Uniform Guidance will always detect material noncompliance when it exists. The risk of not detecting material noncompliance resulting from fraud is higher than for that resulting from error, as fraud may involve collusion, forgery, intentional omissions, misrepresentations, or the override of internal control. Noncompliance with the compliance requirements referred to above is considered material if there is a substantial likelihood that, individually or in the aggregate, it would influence the judgment made by a reasonable user of the report on compliance about the District's compliance with the requirements of each major federal program as a whole.

In performing an audit in accordance with generally accepted auditing standards, *Government Auditing Standards*, and the Uniform Guidance, I:

- Exercise professional judgment and maintain professional skepticism throughout the audit.
- Identify and assess the risks of material noncompliance, whether due to fraud or error, and design and perform audit procedures responsive to those risks. Such procedures include examining, on a test basis, evidence regarding the District's compliance with the compliance requirements referred to above and performing such other procedures as I considered necessary in the circumstances.
- Obtain an understanding of the District's internal control over compliance relevant to the audit in order to design audit procedures that are appropriate in the circumstances and to test and report on internal control over compliance in accordance with the Uniform Guidance, but not for the purpose of expressing an opinion on the effectiveness of the District's internal control over compliance. Accordingly, no such opinion is expressed.

I am required to communicate with those charged with governance regarding, among other matters, the planned scope and timing of the audit and any significant deficiencies and material weaknesses in internal control over compliance that I identified during the audit.

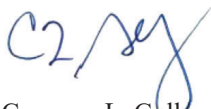
***Report on Internal Control over Compliance***

*A deficiency in internal control over compliance* exists when the design or operation of a control over compliance does not allow management or employees, in the normal course of performing their assigned functions, to prevent, or detect and correct, noncompliance with a type of compliance requirement of a federal program on a timely basis. A *material weakness in internal control over compliance* is a deficiency, or a combination of deficiencies, in internal control over compliance, such that there is a reasonable possibility that material noncompliance with a type of compliance requirement of a federal program will not be prevented, or detected and corrected, on a timely basis. A *significant deficiency in internal control over compliance* is a deficiency, or a combination of deficiencies, in internal control over compliance with a type of compliance requirement of a federal program that is less severe than a material weakness in internal control over compliance, yet important enough to merit attention by those charged with governance.

My consideration of internal control over compliance was for the limited purpose described in the Auditor's Responsibilities for the Audit of Compliance section above and was not designed to identify all deficiencies in internal control over compliance that might be material weaknesses or significant deficiencies in internal control over compliance. Given these limitations, during my audit I did not identify any deficiencies in internal control over compliance that I consider to be material weaknesses, as defined above. However, material weaknesses or significant deficiencies in internal control over compliance may exist that were not identified.

My audit was not designed for the purpose of expressing an opinion on the effectiveness of internal control over compliance. Accordingly, no such opinion is expressed.

The purpose of this report on internal control over compliance is solely to describe the scope of my testing of internal control over compliance and the results of that testing based on the requirements of the Uniform Guidance. Accordingly, this report is not suitable for any other purpose.



Cameron L. Gulley  
Certified Public Accountant  
Eastland, Texas

January 16, 2023



COMANCHE INDEPENDENT SCHOOL DISTRICT  
SCHEDULE OF EXPENDITURES OF FEDERAL AWARDS  
FOR THE YEAR ENDED AUGUST 31, 2022

EXHIBIT K-1

(1) FEDERAL GRANTOR/ PASS-THROUGH GRANTOR/ PROGRAM or CLUSTER TITLE	(2) Federal Assistance Listing #	(3) Pass-Through Entity Identifying Number	(4) Federal Expenditures
<u>U.S. Department of Agriculture</u>			
Passed Through Texas Department of Agriculture:			
School Breakfast Program *	10.553	71402201	\$ 228,262
National School Lunch Program - cash assistance *	10.555	71302101	770,900
National School Lunch Program - noncash assistance *	10.555	N/A	89,406
National School Lunch Program - supply chain assistance grant *	10.555	6TX300400	35,220
Total FAL #10.555			<u>895,526</u>
COVID-19 - P-EBT Admin Cost Reimbursement	10.649	21-6TX109S9009	3,063
Total Passed Through Texas Department of Agriculture			<u>1,126,851</u>
Total U.S. Department of Agriculture			<u>1,126,851</u>
<u>U.S. Department of Education</u>			
Passed Through Texas Education Agency:			
ESSA Title I Part A - Improving Basic Programs	84.010A	22610101047901	284,080
ESSA Title I Part A - Improving Basic Programs	84.010A	23610101047901	23,903
Total FAL #84.010A			<u>307,983</u>
ESSA Title I Part C - Education of Migratory Children	84.011A	21615001047901	4,034
ESSA Title V, Part B, Subpart 2 - Rural and Low-Income Schools Program	84.358B	22696001047901	29,859
COVID-19 - Elementary and Secondary School Emergency Relief Fund - CRRSA Act *	84.425D	21521001047901	1,144,939
COVID-19 - Elementary and Secondary School Emergency Relief Fund - American Rescue Plan *	84.425U	21528001047901	540,435
Total FAL #84.425			<u>1,685,374</u>
Total Passed Through Texas Education Agency			<u>2,027,250</u>
Passed Through Region 14 Education Service Center:			
McKinney-Vento Homeless Assistance Act, Title VII, Subpart B	84.196A	224600057110093	99
ESSA Title I Part C - Education of Migratory Children	84.011A	22615001221950	25,072
ESSA Title II, Part A - Teacher and Principal Training and Recruiting	84.367A	22694501221950	31,770
ESSA Title IV, Part A, Subpart 1 - Student Support and Academic Enrichment	84.424A	22680101221950	19,297
Total Passed Through Region 14 Education Service Center			<u>76,238</u>
Passed Through De Leon Independent School District:			
IDEA-Part B, Formula	84.027A	226600010479026000	87,352
Total Passed Through De Leon Independent School District			<u>87,352</u>
Total U.S. Department of Education			<u>2,190,840</u>
<u>U.S. Department of Health and Human Services</u>			
Passed Through Region 14 Education Service Center:			
Head Start	93.600	26CH0116	195,514
Head Start	93.600	36CH0116	43,174
Early Head Start	93.600	26CH0116	418,688
Total Passed Through Region 14 Education Service Center			<u>657,376</u>
Total U.S. Department of Health and Human Services			<u>657,376</u>
TOTAL EXPENDITURES OF FEDERAL AWARDS			<u>\$ 3,975,067</u>

\* Clustered programs

The accompanying notes are an integral part of this statement.

COMANCHE INDEPENDENT SCHOOL DISTRICT  
 NOTES TO THE SCHEDULE OF EXPENDITURES OF FEDERAL AWARDS  
 FOR THE YEAR ENDED AUGUST 31, 2022

1. For all federal programs, the District uses the fund types specified in Texas Education Agency’s *Financial Accountability System Resource Guide*. Special revenue funds are used to account for resources restricted to, or designated for, specific purposes by a grantor. Federal and state financial assistance generally is accounted for in a special revenue fund.
2. The accompanying schedule of expenditures of federal awards included the federal grant activity of the District and is presented on the modified accrual basis of accounting. This basis of accounting recognizes revenues in the accounting period in which they become susceptible to accrual (both measurable and available) and expenditures in the accounting period in which the fund liability is incurred (if measurable) except for unmatured interest on General Long-Term Debt (which is recognized when due) and certain compensated absences and claims and judgments (which are recognized when the obligations are expected to be liquidated with expendable available financial resources).  
  
 Federal grant funds are considered to be earned to the extent of expenditures made under the provisions of the grant and, accordingly, when such funds are received, they are recorded as unearned revenues until earned.
3. The period of availability for federal grant funds for the purpose of liquidation of outstanding obligations made on or before the ending date of the federal project period extended 120 days beyond the federal project period ending date, in accordance with Section H, Period of Performance, 2 CFR Section 200.344(b).
4. Non-monetary assistance received from the Commodity Supplemental Food Program is recorded in fair market value of the commodities received and disbursed. The revenue and expenditures are reported in the Child Nutrition Special Revenue Fund using the CFDA numbers of the programs under which the USDA donated the commodities.
5. The District has elected not to use the 10% de minimus indirect cost rate as allowed under the Uniform Guidance.
6. A reconciliation of federal program revenues and expenditures is as follows:

Total federal revenues per Exhibit C-3	\$ 4,271,743
Less: non-federal SHARS reimbursements	(296,676)
Total federal expenditures per Exhibit K-1	\$ 3,975,067